

STORAGE COMMANDER

Report Book



Welcome to Storage Commander!

Storage Commander Software is the most powerful and easy-to-use self-storage management software available. Our software was developed exclusively for the self-storage industry, Storage Commander was designed using the latest Windows 64bit graphical operating system architecture, incorporates many features not found in any other management program such as supporting multiple languages: English, Spanish and French Canadian.

This manual will help you to quickly get started with Storage Commander. We strongly recommend that you start with Section 1, *Exploring Storage Commander*. This section will give you an overview of all the individual functions, screens and parameters that affect the operations of Storage Commander.

Proceeding to Section 2, *Using Storage Commander*, will allow you to familiarize yourself with basic operations such as: move-in, move-out, adjustments, transfers, payments, as well as other standard operations self-storage managers do on a day-to-day basis.

It is important to understand that even though these operations may be considered standard to all self-storage facilities, not all facilities operate the same. For instance, some may charge rent on the first of the month, while others charge rent each month on the calendar day of the move-in (Anniversary date). Some stores prorate unused rent at move-out and some will only allow prorated refunds if the customer gave notice within a predetermined time frame. The list of operational differences used throughout the Self-storage industry is extensive and, while Storage Commander can be configured to meet the operational requirements of your store, we strongly recommend that you take the time to review Section 3, *Installation & Setup*, to verify that Storage Commander is configured correctly for your facility.

We are available to help you with any questions that you might have with using Storage Commander. Our software comes with technical support that is available from 7:00am to 5:00pm Monday through Friday **PST**, and Saturdays from 7:00am to 3:30pm **PST**.

If you have any ideas on how to improve Storage Commander, please call us. We are always happy to discuss new features with our customers.

Thank you,

Storage Commander Software, LLC
28999 Old Town Front Street, Suite 203
Temecula, CA 92595

Sales(877)-672-6257
Email.....sales@storagecommander.com
Technical Support..(951)-301-1187
Email.....support@storagecommander.com
Fax(951)-600-8412
Websitewww.storagecommander.com

History

Date	Doc version	Description	Author
03.25.2013	1.0	Created by	Thomas Smith
06.12.2016	2.0	Update	Thomas Smith
10.28.2019	3.0	Revision	Missy Battistoni
6.30.2020	4.0	Update	Missy Battistoni
3.30.2021	5.0	Update	Missy Patel

Table of Contents

About Storage Commander Reports.....	6
Assigning Reports to a Facility.....	6
Assigning Reports	6
Assigning a report to a Facility / Manager.....	6
Report Groups.....	7
Creating a Report Group	7
Viewing Reports	8
Searching for Data within a Report	9
Selecting Reports.....	9
Assigning Date Ranges to Reports	9
Running Reports Across Two or More Facilities	9
Running Reports for Individual Tenants.....	9
Accountants Summary.....	8
Aging- Active Contracts.....	10
Chart of Accounts	12
Check Details.....	12
Collection Worksheet Report	13
Exceptions.....	16
Move-Out Detail.....	19
Payment Activity	20
Payment Activity by Unit Type	21
Payment Detail.....	22
Rate Management Activity	24
Receipts and Taxes	24
Receipts Audit	25
Refunds.....	26
Rent Charge History.....	27
Returned Checks (NSF).....	27
Reversed Transactions	28
Transaction Detail	29
Transaction Statement	30
Unit Activity	31
Unit Activity by Size.....	32
Variance Report	32
Variance Report with Discounts	33
Waved Late Fees	33

Economic Occupancy - Detail	36
Facility Summary Breakouts	38
Length of Stay - Detail.....	40
Length of Stay – Summary	40
Super Summary.....	41
Unit Activity Summary.....	42
Unit Area Income Analysis	42
Contacts- By Customer Name.....	44
Contacts- By Follow-up Date	45
Contacts by Category.....	45
Contacts by Source	46
Open Contacts.....	46
Access Code	49
Active Contracts by Next Billing Date	49
Active Contracts by Paid-Through Date	50
Active Contracts Status.....	51
Auto Payments.....	51
Auto Payments- By Name	52
Billing Plans.....	52
Billing Plans- Detail.....	53
Birthdays.....	54
Contract Activity.....	54
Contracts with Invoices.....	55
Customer List	55
Delinquent Contracts.....	56
Email Addresses	57
Email by Site- Business	57
History of Letters Sent	58
Inventory Items.....	59
Last Rate Change	59
Late Contracts	60
Late Contracts by Customer	60
Late Contracts by Unit	61
Late Status	61
Lease Deposit Report.....	62
Lock Changes.....	63
Move-In Summary.....	63

Move-Out Summary	64
Overlock Status	64
Pending Rate Changes	65
Rate Change History	65
Rate Change Review	66
Rent Roll by Move- In	67
Rent Roll by Unit	68
Reservations by Customer	68
Reservations by Date.....	68
Reservations by Unit.....	69
Revert Rate Report	69
Scheduled Auctions	69
Scheduled Move-Outs by Unit.....	70
Scheduled Move-Outs by Date.....	70
Statement History	70
Tax Exempt Customers	71
Tenant Listing.....	71
Transaction History	72
Vacate Report	72
Contracts with Insurance	74
Insurance Starts.....	74
Insurance Summary.....	75
Insurance Vacates	75
Monthly Premiums.....	75
Premium Details.....	76
Protection Transactions	76
Zip Code Analysis.....	78
Zip Code Marketing	79
Inventory Activity.....	81
Merchandise Adjustments	81
Merchandise Sales.....	81
Merchandise Summary	82
Merchandise Summary with Cost.....	82
To-Do List.....	82
User Activity - Summary	84
Work Order	84
Work Order Summary.....	85

Work Order Summary with Cost	85
Available Units	87
Damaged Units.....	87
Dirty Units.....	88
Occupancy.....	88
Unit Status	97
Vehicle Expirations	99
Vehicles	99
Walk Through Report	100
About DASH Reports.....	102
Navigating DASH	102
Alerts Tab.....	103
Occupancy Tab	103
Activity Tab	104
Revenue Tab	104
Exceptions Tab	105
Delinquency Tab.....	105
Running Reports for a Facility	106
Contacting Storage Commander.....	106

About Storage Commander Reports

Storage Commander Reports are powerful for a single facility or for multi-site reporting. With over 150 accurate reports, Storage Commander Cloud's powerful reporting management tools allows you to customize your report groups while providing as much vision into your business as possible.

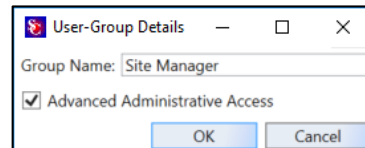
Without having to go into another instance, you can find all your critical financial and unit management information in the same place. Whether you have a single facility or running a multi-site operation, Storage Commander Cloud gives you the best reporting options available.

Assigning Reports to a Facility

Reports are assigned to a facility through the **Configuration Manager / Group Management**.

Assigning Reports

Open the **Configuration Manager** and select the **Group Management** button under the **User Options** section.



From the User Group Setup screen click on the **New** button to open the **User Group Details** windows and enter a Group Name. Place a check mark in the **Advanced Administrative Access** selection box to allow this user group to have advanced security privileges.

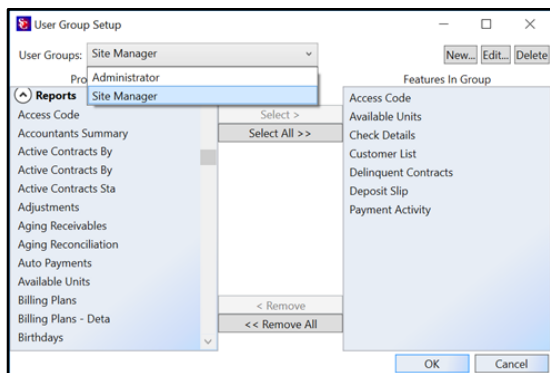
Advanced Administrative Access

User groups that have been granted advanced administrative access will have additional access to:

- Add new managers to the facility
- Edit managers security settings
- Create new user groups
- Add or remove credit cart tokens

The User Group Setup screen is split into two sections **Program Features** and **Features in Group** in addition the Program Features section is divided into sections (**Activities, Accounting, Reports, and others...**) to expand or contract the list of items in a specific section, click on the button

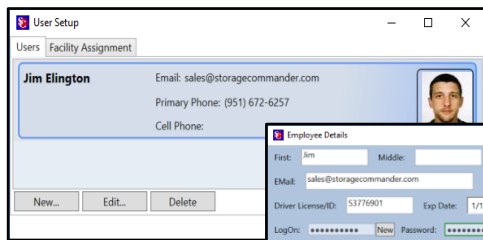
To assign a feature / report to a User Group click on the associated feature/report in the Program Features list to



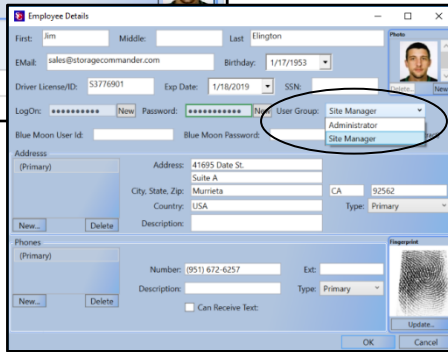
highlight the item, click on the **Select** button to assign the feature/report to the User Group.

Assigning a report to a Facility / Manager

To allow a facility manager to have access to a report, the report must be added to the user group that has been assigned to the manager, this is accomplished by opening the **Configuration Manager** program and selecting **User Management** form the **User Options** section. Select the manager from the list and click on the **Edit** button to open the Employee Detail window.



Click on the **Edit** button to open the Employee Details window.

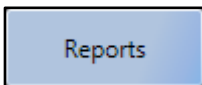


Click on the **User Group** box to open a list of all available user groups and select the user group that contains the security settings for this manager.

After the user group selection has been made, click on the **OK** button at the bottom of the window to complete the process.

For information on setting up a new manager in Storage Commander, refer to the **Configuration Manager Manual** under section “User Options”.

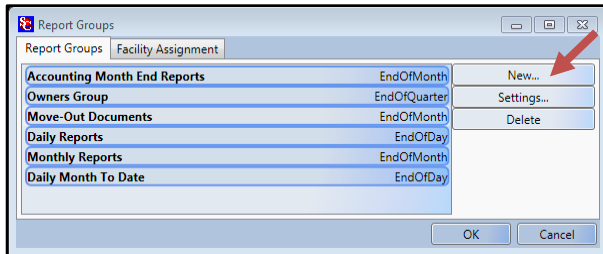
Report Groups



Report Groups give you the ability to create customized packets of reports that can be configured to automatically print, email or print and email with a specific date range. There are no restrictions on how many report groups that can be assigned to a facility.

For example: at month end you could have a report group that is printed at the facility, with another report group that is email to your accounting firm and maybe a third group that is emailed to the facilities owner.

Creating a Report Group

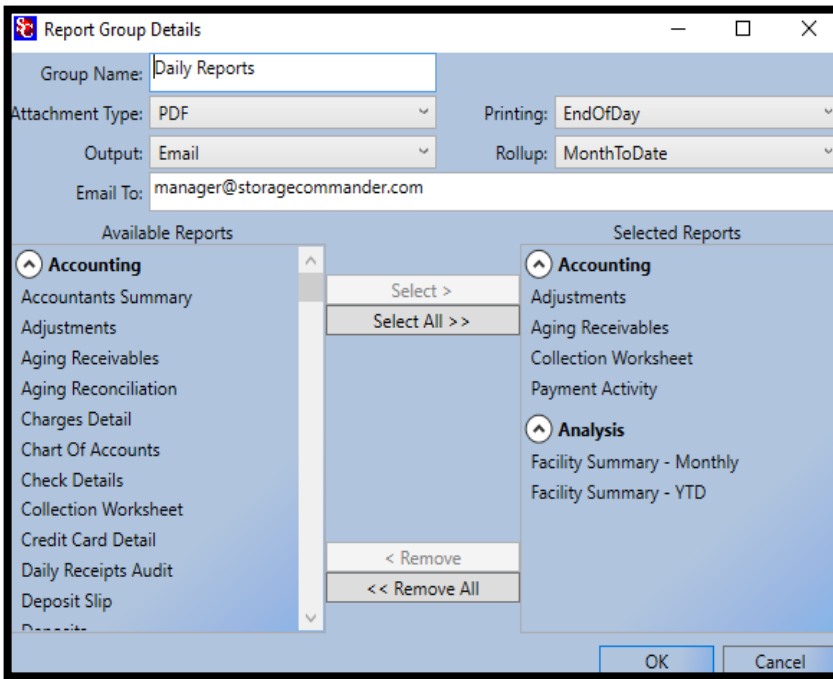


From the **Configuration Manager** program click on the **Reports** button under the Accounting section. In the **Report Group** window, you have the option of creating a new report group by clicking on the **New** button, editing an existing report group by clicking on the report group name followed by clicking on the **Settings** button, or deleting a report group by clicking on the report group name followed by clicking on **Delete**.

When creating a new report group or changing an existing one, the new report group or the modified report group will not be available to the facility until they have been assigned to the facility through the Facility Assignment.

Position the mouse in the **Report Group Name:** field and enter a name for the report group.

Click on the down arrow in the **Attachment Type** field and select the file type the reports in the report group will be created under. The supports formats are PDF, HTML, or Excel.



In the **Printing:** field select the occurrence/date range for the report group. Date ranges include Daily, Weekly, Monthly, Quarterly, and Yearly.

The **Output** field allows you to select emailing of the report group, printing of the report group, or both.

Rollup allows reports to show daily activity on a month to date bases or on a year-to-date bases.

In the **Email To:** field, enter the email address to be used when emailing a report group.

Selecting Reports

The **Available Reports** list box contains all of the reports available in the Storage Commander V5 program.

The available reports are divided into

sections: Accounting, Analysis, Contact, Contract, Insurance and Units. Each section can be expanded (showing all reports in that section) or collapsed (only showing the section heading). Clicking on a report will highlight the selected report. Once highlighted, clicking on the **Select** button will copy the report into the **Selected Reports** list box. To remove a report from the Selected Reports list box, select the report to be removed and click on the **Remove** button.

NOTE: You can print or email a report group at any time from the **Reports** button or through **View/Reports** drop down menu item the in the Storage Commander program.

Viewing Reports

Reports can be viewed or printed from the **Reports** button or through **View/Reports** drop down menu item within the Storage Commander program. Any number of reports can be opened simultaneously within the Reports

Locate to be viewed.


Print & View contents of Report Groups.

Select a facility to run reports from. Selecting multiple facility facilities allows reports to span between facilities.

Date	Name	Unit	Paid Through	Type	Check Number / Card Number	Bank/ Approval Code	Amount
1/8/2019	Jones, Bob	8	1/31/2019	Cash			230.00
1/8/2019	Jones, Bob	3	1/15/2019	Cash			160.00
4/9/2019	Jones, Bob	3	4/15/2019	Check	123		170.36
4/9/2019	Jones, Bob	3	5/15/2019	Check	124		45.00
6/14/2019	TEST, RESERVE	8	6/13/2019	Cash			50.00
6/14/2019	TEST	8	6/30/2019	Cash			10.16
6/24/2019	Lotmen Fencing and Supp	113	7/8/2019	Check	1		2,247.55
6/24/2019	DOMINGUEZ, PRISCILLA	50	7/15/2019	Check	2		880.00
6/24/2019	IVETUN, TIMOTHY	14	6/30/2019	Check	3		10.36
7/9/2019	Susans Deli	1	8/13/2019	Cash			414.00
7/9/2019	Jones, Bob	3	8/15/2019	Unknown	...	123456	90.00
7/9/2019	Power, Blair	51	8/14/2019	Unknown	...	123456	170.00
7/9/2019	Power, Blair	52	8/14/2019	Unknown	...	123456	170.00
7/10/2019	LONG, PATRICE	99	7/28/2019	Cash			1,138.00
7/10/2019	AGUIRRE, SILVIA J.	60	8/8/2019	Cash			748.65
7/10/2019	Susans Deli	1	9/13/2019	Cash			46.00
7/10/2019	BARNS, GEORGE	54	7/10/2019	Cash			853.00
7/10/2019	MONTGOMERY, MAUD	58	7/10/2019	Cash			790.00
7/10/2019	ANTONIO, JEREMY	57	7/10/2019	Cash			942.55
7/10/2019	New Move-In, Test	59	7/14/2019	Cash			880.00

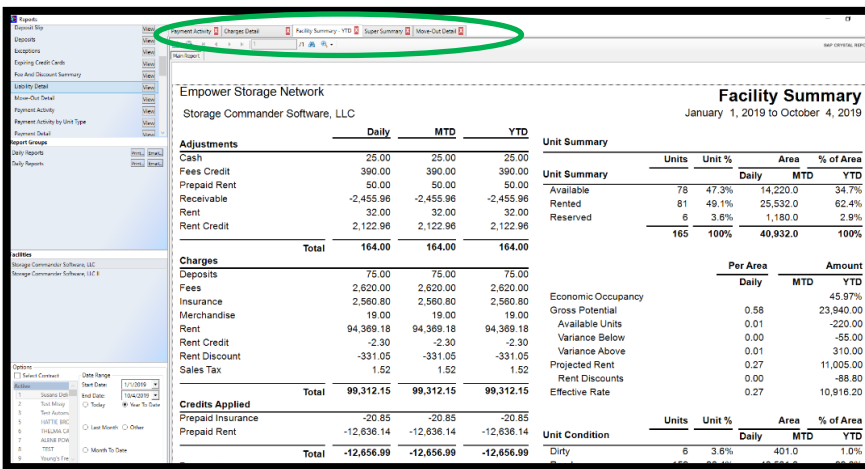
window represented by a tab at the top of the report window. In addition, reports can be viewed side by side by opening multiple report windows.

Searching for Data within a Report

To search for specific data within a report (such as names, phone numbers, dollar amounts...) click on the search button  at the top of the Main Report window, enter the search criteria and click on the Find Next button to initiate the search.

Selecting Reports

Open the list of report types by clicking on the **Expand / Contract** button in the available reports box. Locate the report and click on the View button.



Click on the **View** button associated with report to open the report in the Main Report window. Select additional reports as needed, all selected reports will be identified at the top of the Main Reports window as a separate tab.

Assigning Date Ranges to Reports

Reports can be generated to show transaction for the current day (**Today**), **Month to Date**, **Last Month**, **Year to Date**, or using a custom date range (**Other**).

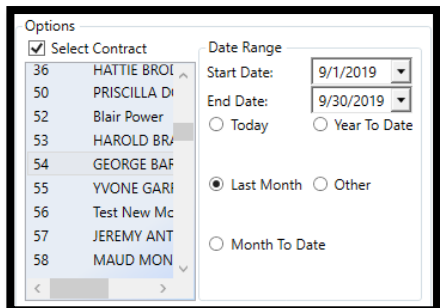
To set the date range for a report select the associated date range from the Options box located at the bottom of the Reports window. To generate a report covering a specific date range select **Other** and enter the **Start Date** and **End Date**.

Running Reports Across Two or More Facilities

A list of all installed facilities is shown in the Facilities box. To generate reports that span multiple facilities you must first select the facilities that will be included in the reports, to accomplish this click on one of the facilities to highlight it, holding down the Ctrl key on the keyboard click on the next facility, continue with this process until all facilities have been selected. All reports that are generated after the facilities have been selected will include data from all facilities.

Running Reports for Individual Tenants

Any report in the Storage Commander system can be ran across a specific storage customer. From the Options section of the Reports window click on the check box next to Select Contract. In the Active Contracts list box scroll up or down to find the customer (contract), select the date range.



NOTE: Any report that you select from this point forward will only contain data relevant to this customer.

Accounting Reports

Accounting Reports

Accountants Summary.....	6
Adjustment Detail	9
Adjustments.....	9
Aging – Active Contracts	10
Aging Receivables.....	10
Aging Reconciliation	11
Charges Detail	11
Chart of Accounts	12
Check Details.....	12
Collection Worksheet	13
Credit Card Daily Transactions	13
Credit Card Detail	13
Credit Card Exceptions.....	13
Daily Receipts Audit	14
Deposit Activity	13
Deposit Slip	15
Deposit	15
Exceptions.....	16
Expiring Credit Cards	16
Fee and Discount Summary.....	17
Funding Detail	17
Funding Reconciliation Detail.....	17
Liability Detail	19
Move-Out Detail.....	19
Payment Activity	20
Payment Activity by Unit Type	21
Payment Detail.....	22
Payment Summary	22
Pending Auto Charges.....	22
Prepaid Contracts.....	23
Prepaid Reconciliation	23
Rate Management Activity	24
Receipts and Taxes	24

Accounting Reports

Receipts Audit	21
Refunds.....	26
Rent Charge History.....	27
Returned Checks (NSF).....	27
Reversed Transactions	28
Transactions Detail	30
Transactions Statement	30
Transaction Summary	30
Unit Activity	31
Unit Activity by Size	32
Variance Report	32
Variance Report with Discounts	33
Waved Late Fees Report	33

Accounting Reports

Accountants Summary

The Accountants Summary report is a snapshot report detailing financial transactions over the time frame used when the report was generated. Provides the debits and credits for the selected period formatted for an accountant's month-end journal entries.

EmpowerStorage Network		Accountant's Summary	
Storage Commander Software, LLC		July 1, 2019 to October 4, 2019	
Adjustments	Debit	Credit	
Deposits	25.00	0.00	
Fees	70.00	75.00	
Fees Credit	390.00	0.00	
Fees Waived	90.00	0.00	
Insurance	6.95	6.95	
Prepaid Fees	280.00	280.00	
Prepaid Insurance	48.65	48.65	
Prepaid Rent	1,783.46	1,842.86	
Receivable	872.96	4,736.36	
Receivable Waived	0.00	90.00	
Refund	0.00	18.40	
Rent	1,393.17	104.66	
Rent Credit	2,242.48	0.00	
Rent Discount	1.45	1.25	
Total Adjustments	7,204.12	7,204.12	
Payments	Debit	Credit	
Fee	1,735.92	0.00	
Insurance	673.65	0.00	
Merchandise	19.00	0.00	
Prepaid Insurance	0.00	34.75	
Prepaid Rent	0.00	1,492.25	
Receivable	0.00	24,030.77	
Rent	23,127.68	0.00	
Tax	1.52	0.00	
Total Payments	25,557.77	25,557.77	
Charges	Debit	Credit	
Receivable	36,287.58	119.85	
Rent	0.00	33,100.66	
Rent Credit	2.30	0.00	
Fees	0.00	2,285.00	
Merchandise	0.00	19.00	
Sales Tax	0.00	1.52	
Insurance	0.00	881.40	
Rent Discount	117.55	0.00	
Total Charges	36,407.43	36,407.43	
Refunds and Prepaid Applied	Debit	Credit	
Prepaid Insurance	20.85	0.00	
Prepaid Rent	2,369.70	0.00	
Receivable	0.00	2,377.36	
Refund	0.00	13.20	
Total	2,390.55	2,390.55	
Bad Debt Expense	Debit	Credit	
Total Bad Debt			
Returned Checks	Debit	Credit	
Total Returned Checks			

Accounting Reports

Adjustment Detail

Lists adjustments and accounts affected. Includes date, customer, description, unit number, user, account number, account, amount, aging movement and prepaid liability movement. Totals for rent and adjustments are also listed.

Empower Storage Network						Adjustment Summary Detail				
						October 1, 2019 to October 18, 2019				
Date	Customer	Description	Unit	User	Account Nbr	Account	Amount	AM	PLM	
Fee										
AdjustmentCredit										
10/9/2019	4:29:27PM Susans Deli	Adjustment: Commercial Late Fee	1	Tom Smith	1100	Receivable	-50.00	-50.00	0.00	
10/13/2019	9:56:15AM MONTGOMERY, MAUD	Adjustment: Preliminary Lien	58	Tom Smith	1100	Receivable	-25.00	-25.00	0.00	
10/13/2019	9:56:15AM MONTGOMERY, MAUD	Adjustment: Late	58	Tom Smith	1100	Receivable	-10.00	-10.00	0.00	
							Subtotal:	-85.00	0.00	
							Fee Total:	-85.00	0.00	
Rent										
AdjustmentCredit										
10/13/2019	9:56:15AM MONTGOMERY, MAUD	Adjustment: Storage & RV	58	Tom Smith	1100	Receivable	-90.00	-90.00	0.00	
							Subtotal:	-90.00	0.00	
							Rent Total:	-90.00	0.00	
							Adjustments Total:	-175.00	0.00	

Legend
 AM Aging Movement (indicates an increase or decrease in receivables)
 PLM Prepaid Liability Movement (indicates an increase or decrease in liabilities)

Adjustments

This report shows detailed information on adjustments made against active and inactive customer within the date range selected. Includes adjustment notes, name of manager who made the adjustment, adjustment type (rent, late fees or other), and the dollar amount of the adjustment.

Empower Storage Network				Adjustments		
Storage Commander Software, LLC (951)672-6257 28999 Old Town Front Street, Suite 203 Temecula, CA 92590				October 1, 2019 to October 31, 2019		
Date / Account	Customer	Unit	User	Debit	Credit	
6/12/2016 4:29:27PM	Susans Deli	1	Tom Smith			
10/4/2019	Notes: Working customer					
1100-Receiveable	Adjustment: Commercial Late Fee			50.00	50.00	
4105-Fees Credit	Adjustment: Commercial Late Fee					
				\$50.00	\$50.00	
6/16/2016 9:56:15AM	MONTGOMERY, MAUD	58	Tom Smith			
10/16/2019	Notes: One time adjustment					
1100-Receiveable	Adjustment: Storage & RV				90.00	
1100-Receiveable	Adjustment: Preliminary Lien				25.00	
1100-Receiveable	Adjustment: Late				10.00	
4005-Rent Credit	Adjustment: Storage & RV			90.00		
4105-Fees Credit	Adjustment: Preliminary Lien			25.00		
4105-Fees Credit	Adjustment: Late			10.00		
				\$125.00	\$125.00	
6/21/2016 8:09:42AM	BERTHIAUME, MITTIE P.	91	Tom Smith			
10/21/2019	Notes: Adjusted off \$2.00 of this month rent to compensate for a previous rate change that this customer that we did not catch when we made the rate change.					
1100-Receiveable	Adjustment: Storage & RV				2.00	
4005-Rent Credit	Adjustment: Storage & RV			2.00		
				\$2.00	\$2.00	
6/21/2016 10:46:55AM	BRAY, HAROLD	53	Tom Smith			
10/21/2019	Notes: Customer was deployed early. Allowed his wife to move out without paying for this months rent.					
1100-Receiveable	Adjustment: Military				81.00	
4105-Fees Credit	Adjustment: Military			81.00		
				\$81.00	\$81.00	
Count:	12			\$258.00	\$258.00	
Summary				Debit	Credit	
1100-Receiveable				\$0.00	\$258.00	
4005-Rent Credit				\$173.00	\$0.00	
4105-Fees Credit				\$85.00	\$0.00	
Total:				258.00	258.00	

Accounting Reports

Aging- Active Contracts

List all contracts with outstanding balances categorized by days late (30,60,90) for active contracts only. Includes customer name, unit number, days late, 0-10, 11-30, 31-60, 61-90, 91+ and total. Totals for each category are accumulated at the bottom as well as the total over 30 days.

Empower Storage Network		Aging Receivables							
Empower Storage		As of 10/18/2019							
Customer Name	Unit	Days Late	0-10	11-30	31-60	61-90	91+	Total	
Aquirre, Silvia	87	14	35.00	128.95	-	-	-	163.95	
BEASLEY, MARILYN	80	58	-	128.95	198.95	-	-	327.90	
BERRY, ANDREW	151	43	205.00	-	-	-	-	205.00	
BERTHIAUME, MITTIE P.	91	8	130.00	-	-	-	-	130.00	
BIANCO, ELIZABETH	178	7	186.95	-	-	-	-	186.95	
BOZEK, BRADLEY	72	102	90.00	-	90.00	100.00	54.00	334.00	
BRAY, HAROLD	53	10	81.00	-	-	-	-	81.00	
BURTON, CARMEN	10	2	46.00	-	-	-	-	46.00	
Burton, Shay M.	183	3	303.90	-	-	-	-	303.90	
COLLIER, ANNA	22	3	76.95	-	-	-	-	76.95	
COTTON, VICTORA	140	3	95.00	-	-	-	-	95.00	
CROOKER, JANNET	131	21	35.00	136.95	-	-	-	171.95	
DAVIS, CAROL	132	47	-	130.00	130.00	-	-	260.00	
ELIAS, ERICKA J.	123	6	105.00	-	-	-	-	105.00	
ESCOBAR, ISRAEL I.	182	22	10.00	50.00	-	-	-	60.00	
FORRESTER, JIM D.	185	47	170.00	155.00	-	-	-	325.00	
JS Auto Sales	114	11	50.00	210.00	-	-	-	260.00	
LONGINO, DALE	145	2	95.00	-	-	-	-	95.00	
MAY, CHERYL	64	26	35.00	116.00	-	-	-	151.00	
National Imports	WH-1	3	1,200.00	-	-	-	-	1,200.00	
THOMAS, JEFFERSON	85	96	122.00	-	122.00	130.00	120.00	494.00	
Young's Fresh Fish	9	3	46.00	-	-	-	-	46.00	
Count / Total		22.00	24	\$3,117.80	\$1,055.85	\$540.95	\$230.00	\$174.00	\$5,118.60
Total Over 30 Days:								\$944.95	

Aging Receivables

This report outlines the aged balance for all occupied units and is sorted alphabetically, shows the number of days late, balance by aging category, and total due. This report is set to show aging as of the current date and is not affected by date ranges.

Empower Storage Network		Aging Receivables						
Storage Commander Software, LLC		As of 10/1/2019						
Customer Name	Unit	Days Late	0-10	11-30	31-60	61-90	91+	Total
Go-Mobile	200	56	-	1,700.00	1,750.00	-	-	3,450.00
GREEN, JEAN	97	349	-	120.00	120.00	120.00	1,150.00	1,510.00
IVETUN, TIMOTHY	14	93	45.00	-	45.00	115.00	45.00	250.00
JARAMILLO, EARL	181	369	145.00	-	145.00	145.00	1,520.00	1,955.00
JS Auto Sales	114	385	-	210.00	210.00	210.00	2,150.00	2,780.00
KAHN, FRANCISCA	75	355	-	90.00	90.00	90.00	862.00	1,132.00
LONG, PATRICE	99	85	120.00	-	180.00	130.00	-	430.00
LONGINO, DALE	145	376	-	114.00	114.00	95.00	1,020.00	1,343.00
Lotmen Fencing and Supplies	113	85	-	241.95	241.95	311.95	-	795.85
MAY, CHERYL	64	66	90.00	-	150.00	100.00	-	340.00
Missy, Test	2	1	45.00	-	-	-	-	45.00
Missy, Test	15	62	45.00	-	115.00	45.00	-	205.00
MONTGOMERY, MAUD	58	83	-	90.00	90.00	160.00	-	340.00
National Imports	WH-1	377	-	1,200.00	1,200.00	1,200.00	12,050.00	15,650.00
New Move-In, Test	56	79	-	90.00	90.00	160.00	-	340.00
New Move-In, Test	59	79	-	90.00	90.00	160.00	-	340.00
Pinecrest Moving	187	351	-	145.00	145.00	145.00	1,355.00	1,790.00
POWERS, ALENE	7	352	-	55.95	55.95	55.95	573.55	741.40
smith, bobby	66	49	90.00	-	223.28	-	-	313.28
SMITH, JULIA	82	79	-	136.95	136.95	206.95	-	480.85
SMITH, THOMAS	154	354	-	110.00	110.00	110.00	1,038.00	1,368.00
STOUT, PAUL	130	348	-	114.00	114.00	95.00	747.20	1,070.20
te	11	289	-	45.00	45.00	45.00	385.00	520.00
te	12	319	-	45.00	45.00	45.00	430.00	565.00
TEST	8	89	(1,295.00)	-	-	-	-	(1,295.00)
* Test, Carrie	28	0	(4.60)	-	-	-	-	(4.60)
THOMAS, JEFFERSON	85	470	-	122.00	122.00	122.00	1,592.00	1,958.00
WALKER, MICHAEL	94	68	120.00	-	180.00	130.00	-	430.00
Washington, Izayah	88	62	120.00	-	190.00	120.00	-	430.00
Washington, Laythan	74	62	90.00	-	160.00	90.00	-	340.00
Watkins, Julie	126	350	-	145.95	145.95	126.95	1,203.05	1,621.90
Young's Fresh Fish	9	316	-	46.00	46.00	46.00	418.00	556.00
Count / Total	75.00	246	-\$70.65	\$9,354.95	\$12,029.87	\$8,845.15	\$58,724.95	\$88,884.27
Total Over 30 Days:								\$79,599.97

Accounting Reports

Aging Reconciliation

Details all financial transactions by customer and date posted, that effect aging and shows the net change to aging. Debit is an increase to aging; Credit is a decrease to aging.

Empower Storage Network				Aging Reconciliation		
Storage Commander Software, LLC (951) 672-6257 28999 Old Town Front Street, Suite 203 Temecula, CA 92590				Tuesday, October 1, 2019		
Date	Unit	Customer	Rate	Description	Debit	Credit
10/1/2019						
ApplyDiscount						5.50
	153	Test	110.00	5% Off Winter Special: 10/1/2019		5.50
ChargeInsurance						6.95
	153	Test	110.00	Burglary (\$1,000 @ 50%): 10/1/2	6.95	
ChargeRent						545.00
	14	IVETUN, TIMOTHY	45.00	1st Of Month: 10/1/2019	45.00	
	2	Missy, Test	45.00	1st Of Month: 10/1/2019	45.00	
	15	Missy, Test	45.00	1st Of Month: 10/1/2019	45.00	
	66	smith, bobby	90.00	1st Of Month: 10/1/2019	90.00	
	74	Washington, Laythan	90.00	1st Of Month: 10/1/2019	90.00	
	153	Test	110.00	1st Of Month: 10/1/2019	110.00	
	88	Washington, Izayah	120.00	1st Of Month: 10/1/2019	120.00	
CreditRent						30.00
	8	TEST	-10.00	1st Of Month: 8/1/2019	10.00	
	8	TEST	-10.00	1st Of Month: 8/1/2019	10.00	
	8	TEST	-10.00	1st Of Month: 8/1/2019	10.00	
PayInsurance						6.95
	153	Test	110.00	Payment Applied: Burglary (\$1,000 @ 50%): 10/1/2019	6.95	
PayRent						104.50
	153	Test	110.00	Payment Applied: 1st Of Month: 10/1/2019	104.50	
Total					\$551.95	\$146.95
Net Change						\$405.00

Charges Detail

The Charge Detail's report is detailed information on each charge posted to customer accounts covering the date range selected for the report. Includes the associated account number, customer name & unit number, this report also includes merchandise charges.

Empower Storage Network				Charges Detail	
Storage Commander Software, LLC (951) 672-6257 28999 Old Town Front Street, Suite 203 Temecula, CA 92590				Tuesday, October 1, 2019	
Date / Account	Description	Customer	Unit	Amount	
10/1/19 12:00 am	Charge	smith, bobby	66		
	4000 1st Of Month: 10/1/2019			90.00	
				\$90.00	
10/1/19 12:00 am	Charge	IVETUN, TIMOTHY	14		
	4000 1st Of Month: 10/1/2019			45.00	
				\$45.00	
10/1/19 12:00 am	Charge	Washington, Izayah	88		
	4000 1st Of Month: 10/1/2019			120.00	
				\$120.00	
10/1/19 12:00 am	Charge	Missy, Test	2		
	4000 1st Of Month: 10/1/2019			45.00	
				\$45.00	
10/1/19 12:00 am	Charge	Washington, Laythan	74		
	4000 1st Of Month: 10/1/2019			90.00	
				\$90.00	
10/1/19 12:00 am	Charge	Test	153		
	4000 1st Of Month: 10/1/2019			110.00	
	4400 Burglary (\$1,000 @ 50%): 10/1/2019			6.95	
				\$116.95	
10/1/19 12:00 am	Charge	Missy, Test	15		
	4000 1st Of Month: 10/1/2019			45.00	
				\$45.00	
Count:	8			\$551.95	
Account Summary					
	4000	Rent		545.00	
	4400	Insurance		6.95	
				\$551.95	

Accounting Reports

Chart of Accounts

The chart of accounts is a listing of all accounts used in the general ledger. The chart is used by the Storage Commander's accounting engine to aggregate information into its financial reports. The chart is sorted by account type to ease the task of locating specific accounts.

To Chart of Accounts can be edited through the **Configuration Manager** under **Accounting / Chart of Accounts**.

Empower Storage Network		Chart Of Accounts		
AccountType	Account ID	Description	Offset ID	Normal Balance
Asset	7600	Other Income	4300	Debit
Bank	1000	Cash		Debit
Deposit	2000	Deposits	1100	Credit
Expense	6100	Bad Debt Expense	1100	Debit
Income	4000	Rent	1100	Credit
Income	4005	Rent Credit	2110	Debit
Income	4010	Rent Tax	1100	Credit
Income	4015	Rent Tax Credit	2100	Debit
Income	4100	Fees	1100	Credit
Income	4105	Fees Credit	2120	Debit
Income	4110	Fees Tax	1100	Credit
Income	4115	Fees Tax Credit	2100	Debit
Income	4200	Merchandise	1100	Credit
Income	4205	Merchandise Credit	2130	Debit
Income	4210	Sales Tax	1100	Credit
Income	4215	Sales Tax Credit	2100	Debit
Income	4300	Other	1100	Credit
Income	4305	Other Credit	2140	Debit
Income	4310	Other Tax	1100	Credit
Income	4315	Other Tax Credit	2100	Debit
Income	4400	Insurance	1100	Credit
Income	4405	Insurance Credit	2150	Debit
Income	4600	Rent Discount	1100	Debit
Income	4700	Merchandise Discount	1100	Debit
Income	4800	Refund	1000	Debit
Income	4900	Merchandise Return	1000	Debit
Liability	2100	Prepaid Holding	1000	Credit
Liability	2110	Prepaid Rent	1000	Credit
Liability	2120	Prepaid Fees	1000	Credit
Liability	2130	Prepaid Merchandise	1000	Credit
Liability	2140	Prepaid Other	1000	Credit
Liability	2150	Prepaid Insurance	1000	Credit
Receivable	1100	Receivable	1000	Debit

Check Details

Lists all checks processed covering the date range selected. Shows the total number of checks processed as well as the total amount collected. Includes the date and time the check was processed, check number and amount, the customer's name, unit number, Bank ID, Routing & Account numbers.

Empower Storage Network		Check Detail					
Storage Commander Software, LLC (951) 672-6257		January 1, 2019 to October 4, 2019					
28999 Old Town Front Street, Suite 203 Temecula, CA 92590							
Date	Description	Customer	Unit	Bank	Routing	Account	Amount
4/9/2019 11:20:09AM	Check #123: \$170.36	Jones, Bob	3				170.36
4/9/2019 11:21:17AM	Check #124: \$100.00	Jones, Bob	3				45.00
6/24/2019 3:38:51PM	Check #1: \$2,247.55	Lotmen Fencing and Supplies	113		322275429		2,247.55
6/24/2019 3:40:25PM	Check #2: \$880.00	DOMINGUEZ, PRISCILLA	50		322275429		880.00
6/24/2019 3:45:57PM	Check #3: \$10.36	IVETUN, TIMOTHY	14		322275429		10.36
Count:		5		Total Check Payments		3,353.27	

Accounting Reports

Collection Worksheet Report

List each customer with a balance due. Includes the customer's name, primary phone, alternate phone, notes, and list each unit rented for each customer. The paid through date and income category balances (rent, fees...) are provide for each unit listed, as well as totals for each category at the end of the report.

The collection worksheet is designed to assist the manager in contacting customers in order to obtain payment for outstanding balances. The report will only include customers that have

a paid through date in the past. Customers with a paid through date in the future, even if they have a balance due, will not show on this report; therefore, this may not match the **Aging report**. Also see the **Delinquent Contracts report** for a condensed list of delinquent customers.

Empower Storage Network						Collection Worksheet	
Storage Commander Software, LLC (951) 672-6257 28999 Old Town Front Street, Suite 203 Temecula, CA 92590						Friday, 4 October, 2019	
Customer Name	Unit	Balance	Paid Through	Email	Phone Numbers		
New Move-In, Test	59	340.00	7/14/2019	blair@storagecommander.com			
GARFIELD, YVONE	55	390.85	7/15/2019		(951) 967-3308 (Primary)		
DOMINGUEZ, PRISCILLA	50	340.00	7/15/2019		(508) 901-9978 (Primary)		
Downey, Dave	81	430.00	7/17/2019		(565) 666-6562 (Primary)		
BARRETT, JANEL	90	369.90	7/23/2019		(229) 672-1140 (Primary)		
WALKER, MICHAEL	94	430.00	7/25/2019		(304) 841-0123 (Primary)		
MAY, CHERYL	64	340.00	7/27/2019		(603) 466-4879 (Primary)		
LONG, PATRICE	99	430.00	7/28/2019		(515) 223-9130 (Primary)		
Washington, Izayah	88	430.00	7/31/2019	123@unkown.com	(619) 555-1212 (Primary)		
Washington, Laythan	74	340.00	7/31/2019	laylothe@adonis.com	(951) 555-1212 (Primary)		
Missy, Test	15	205.00	7/31/2019				
Go-Mobile	200	3,450.00	8/6/2019	gomobile@noemail.com	(951) 672-6257 (Primary)		
DIAS, DAVID	92	335.90	8/6/2019		(408) 683-3067 (Primary)		
AGUIRRE, SILVIA J.	60	263.90	8/6/2019		(874) 747-4848 (Primary)		
BROWN, ANGELA	71	250.00	8/9/2019		(816) 222-6915 (Primary)		
ANTONIO, JEREMY	57	263.90	8/10/2019		(507) 414-2063 (Primary)		
smith, bobby	66	313.28	8/13/2019				
Missy, Test	2	45.00	9/30/2019				
Count: 73							

Credit Card Daily Transactions

This report lists credit card transactions, both successful and failed from SC Pay. Includes locations, date and time, order ID, unit, Transaction amount, status, transaction ID, approval code, card number, name on account and card type.

Empower Storage Network						SCPay Daily Transactions					
Storage Commander Software, LLC (951) 672-6257 28999 Old Town Front Street, Suite 203 Temecula, CA 92590						Tuesday, June 30, 2020					
Location	Transaction Date	Order Id	Unit	Transaction Amount	Status	Transition Id	Approval Code	Card Nbr	Name On Account	Card Type	
	6/30/2020 10:18:55AM	47	608	\$482	Failed	203122929	2999 - Cancelled				
	6/30/2020 10:19:54AM	48	608	\$150	Batched	203124681	141494	413572...2604	MASTER/GORNOSTAIRI	Visa	
	6/30/2020 3:02:56PM	63	707	\$400	Batched	203881399	07527G	415417...7166	Angela Penta	Visa	
Batched Count		3	Batched Total		\$550.00						
Location Batched Total				\$550.00							

Credit Card Detail

Creates a report showing credit card payments for the specified date range. Includes the Date & Time, Card type, last 4 digits of the card number, name of the customer assigned to the unit, Order ID (internal use only), Unit number that received the payment, and the Approval Code. Also summarizes credit card activity by card type with totals.

Empower Storage Network						Credit Card Detail		
Storage Commander Software, LLC (951) 672-6257 28999 Old Town Front Street, Suite 203 Temecula, CA 92590						January 1, 2019 to October 4, 2019		
Date	Description	Customer	Order ID	Unit	Approval	Card Type	Amount	
7/9/2019 12:00:03PM	Unknown...1234: \$90.00	Jones, Bob	336	3	123456	Unknown	90.00	
7/9/2019 12:04:06PM	Unknown...1234: \$170.00	Power, Blair	339	51	123456	Unknown	170.00	
7/9/2019 12:04:06PM	Unknown...1234: \$170.00	Power, Blair	338	52	123456	Unknown	170.00	
9/20/2019 9:53:53AM	Unknown...1234: \$95.92	Jones, Bob	384	3	010101	Unknown	95.92	
Total Payments		Count:	4				525.92	
						Unknown	525.92	
						Total	525.92	

Accounting Reports

Credit Card Exceptions

Lists transactions that are only in Storage Commander or only in SC Pay, but not both. It also includes any transactions that exist in both systems but have a different balance. This report will help identify transactions that were reversed but the charge was not voided, transactions with manually entered approval information, and partial approved transactions.

Sample Self Storage										Credit Card Exceptions	
										January 1, 2020 to January 13, 2020	
Transactions in SC Pay - Not In/Balanced with Storage Commander											
Location	Date	Order Id	Unit	Customer Name	Status	Amount Charged SC Pay	Amount Reported S.C.	Name On Card	Message		
Main St	1/10/2020 6:27:46AM	50969			Batched	\$1.00		Frank Jeep			
First St	1/2/2020 8:04:56AM	46292			Batched	\$207.00		KIMBERLY/D JOHNSON			
North	1/13/2020 4:21:25AM	51356			Batched	\$49.95		RICHARD JONES			
Transactions in Storage Commander - Not In SC Pay											
Location	Date	Order Id	Unit	Customer Name	Amount	Description	Approval Code	Payment Result	Entered By		
North	1/2/2020 2:25:57PM	47299	2031	Jones, Kim	207.00	Unknown...0079: \$207.00	343517	Phone	D Trump		

Daily Receipts Audit

This report details payment activity covering the specified date range, and is broken down by Date, Unit number, Customer Name, Payment Type (Cash, Check, Credit Card, or Debit Card). Shows total money received and how the payment was dispersed (Rent, Fees, Tax, Merchandise).

Empower Storage Network										Daily Receipts Audit	
Storage Commander Software, LLC (951) 672-6257 28999 Old Town Front Street, Suite 203 Temecula, CA 92590										September 1, 2019 to October 4, 2019	
Date / Unit	Name	Cash	Checks	Charge	Debit	Total	Rent	Fees	Tax	Merch	Other
9/12/2019											
2	Missy, Test	38.12	0.00	0.00	0.00	38.12	28.12	10.00	0.00	0.00	0.00
	Total 9/12/2019	38.12	0.00	0.00	0.00	38.12	28.12	10.00	0.00	0.00	0.00
9/20/2019											
3	Jones, Bob	0.00	0.00	95.92	0.00	95.92	45.00	50.92	0.00	0.00	0.00
	Total 9/20/2019	0.00	0.00	95.92	0.00	95.92	45.00	50.92	0.00	0.00	0.00
9/24/2019											
52	Power, Blair	155.00	0.00	0.00	0.00	155.00	155.00	0.00	0.00	0.00	0.00
62	Power, Blair	93.00	0.00	0.00	0.00	93.00	93.00	0.00	0.00	0.00	0.00
	Total 9/24/2019	248.00	0.00	0.00	0.00	248.00	248.00	0.00	0.00	0.00	0.00
9/27/2019											
150	BERRY, ANDREW	1,510.00	0.00	0.00	0.00	1,510.00	1,440.00	70.00	0.00	0.00	0.00
151	BERRY, ANDREW	1,890.00	0.00	0.00	0.00	1,890.00	1,760.00	130.00	0.00	0.00	0.00
	Total 9/27/2019	3,400.00	0.00	0.00	0.00	3,400.00	3,200.00	200.00	0.00	0.00	0.00
Receipts Total		3,686.12	0.00	95.92	0.00	3,782.04	3,521.12	260.92	0.00	0.00	0.00

Accounting Reports

Deposit Activity

This report shows a summary of deposits charged, waived, refunded and applied. Includes customer name, unit number, description, charged, waived, paid, forfeited, refunded, applied and adjusted. Shows total amount received.

Empower Storage Network						Deposit Activity			
Empower Storage		(951) 672-6257		October 1, 2019 to October 29, 2019					
41695 Date St. Murrieta, CA 92562									
<u>Customer</u>	<u>Unit</u>	<u>Description</u>	<u>Charged</u>	<u>Waived</u>	<u>Paid</u>	<u>Forfeited</u>	<u>Refunded</u>	<u>Applied</u>	<u>Adjusted</u>
Total:									

Deposit Slip

This report generates a list of all paper transactions including cash and check for the date range entered when the report is generated. The Bank account number is included (if entered during the payment process) allowing the report to be used for bank deposits. Any money refunded as "cash" from a move-out, canceled reservation, or returned merchandise transaction will be deducted from the cash total. See the **Refund** report for a detailed list of all refund transactions.

Empower Storage Network			Deposit Slip	
Storage Commander Software, LLC		(951) 672-6257		January 1, 2019 to October 4, 2019
28999 Old Town Front Street, Suite 203 Temecula, CA 92590				
Checking Account:				
<u>Bank Nbr</u>	<u>Check Number</u>	<u>Amount</u>		
	123	170.36		
	124	45.00		
	1	2,247.55		
	2	880.00		
	3	10.36		
	Check Subtotal	\$3,353.27		
	Cash Subtotal	\$25,482.01		
	Cash Refunds	-\$31.60		
	Total Deposit:	\$28,803.68		

Deposits

Lists all deposits that have been charged to customers' accounts. Deposits that are charged against active customers (not reservations) will not be applied to rent or fee balances but will be held on the customer's account until move out, at which time the deposit can be applied to the customers outstanding balance or credited back to the customer. Deposits that are applied during a reservation will be applied to the customer's account at move in.

Empower Storage Network						Deposits	
Storage Commander Software, LLC		(951) 672-6257		As of: 10/4/2019			
28999 Old Town Front Street, Suite 203 Temecula, CA 92590							
<u>Unit</u>	<u>Customer Name</u>	<u>Move In</u>	<u>Paid Through</u>	<u>Rate</u>	<u>Deposit Balance</u>		
8	TEST	6/14/2019	8/31/2019	\$-10.00	\$-25.00		
Count / Total		1			\$-25.00		

Accounting Reports

Exceptions

This report provides a breakdown of all financial transactions which would result in a change to the projected revenue of the facility covering the report dates selected when the report was run. Lists the Adjustment, Waived Fees, Returned Checks, and Reversed Transactions for the selected time period.

Empower Storage Network						Exceptions
Storage Commander Software, LLC (951) 672-6257 28999 Old Town Front Street, Suite 203 Temecula, CA 92590					Friday, October 4, 2019	
Adjustments						
Date	Description	Customer	Unit	User	Account	Amount
6/22/2016 9:56:15AM		MONTGOMERY, MAUD	58	Tom Smith		0.00
	Notes: One time adjustment					
6/22/2016 9:56:15AM	Adjustment: Storage & RV	MONTGOMERY, MAUD	58	Tom Smith	Receivable	-90.00
	Notes: One time adjustment					
6/22/2016 9:56:15AM	Adjustment: Preliminary Lien	MONTGOMERY, MAUD	58	Tom Smith	Receivable	-25.00
	Notes: One time adjustment					
6/22/2016 9:56:15AM	Adjustment: Late	MONTGOMERY, MAUD	58	Tom Smith	Receivable	-10.00
	Notes: One time adjustment					
6/22/2016 9:56:15AM	Adjustment: Preliminary Lien	MONTGOMERY, MAUD	58	Tom Smith	Fees Credit	25.00
	Notes: One time adjustment					
6/22/2016 9:56:15AM	Adjustment: Late	MONTGOMERY, MAUD	58	Tom Smith	Fees Credit	10.00
	Notes: One time adjustment					
6/22/2016 9:56:15AM	Adjustment: Storage & RV	MONTGOMERY, MAUD	58	Tom Smith	Rent Credit	90.00
	Notes: One time adjustment					
Total Adjustments						0.00
Returned Checks						
Date	Description	Customer	Unit	User	Account	Amount
6/20/2016 9:33:14AM	Bounced Check #1324: \$100.00	DOMINGUEZ, PRISCILLA	50	Tom Smith	Receivable	10.00
6/20/2016 9:33:14AM	Bounced Check #1324: \$100.00	DOMINGUEZ, PRISCILLA	50	Tom Smith	Receivable	90.00
6/21/2016 9:48:35AM	Bounced Check #1324: \$145.00	BERRY, ANDREW	151	Tom Smith	Receivable	25.00
6/21/2016 9:48:35AM	Bounced Check #1324: \$145.00	BERRY, ANDREW	151	Tom Smith	Receivable	110.00
6/21/2016 9:48:35AM	Bounced Check #1324: \$145.00	BERRY, ANDREW	151	Tom Smith	Receivable	10.00
Total Returned Checks						\$245.00
Waived Fees						
Date	Description	Customer	Unit	User	Account	Amount
6/22/2016 9:57:02AM	Waived: Late	BARNS, GEORGE	54	Tom Smith	Fees	10.00
6/22/2016 9:57:02AM	Waived: Preliminary Lien	BARNS, GEORGE	54	Tom Smith	Fees	25.00
Total Waived Fees						\$35.00
Count: 14						

Expiring Credit Cards

This report will list all active contracts on automatic credit card payment that have an expiration date within the next 30 days. Includes customer name, phone number, unit number, card name, first four, last four, expiration and rate. Totals are accumulated for count.

Empower Storage Network						Credit Cards Expiring within 30 Days		
Storage Commander Software, LLC (951) 672-6257 28999 Old Town Front Street, Suite 203 Temecula, CA 92590					Friday, October 1, 2019			
Customer	Phone Number	Unit	Card Name	First Four	Last Four	Exp Date	Rate	
Count:								

Accounting Reports

Fee and Discount Summary

This report will list all fees and discounts applied to contracts during a selected time period, by posting date. Items are grouped by either "Fees" or "Discounts" and summarized by the name of the Fee/Discount. Each transaction is listed including the customer's name, unit number, unit size and move in date. This report provides more detail for the "Charges" section of the **Facility Summary Report**.

Empower Storage Network				Fees and Discounts			
Storage Commander Software, LLC		(951) 672-6257		September 10, 2019 to October 4, 2019			
28999 Old Town Front Street, Suite 203		Temecula, CA 92590					
Customer	Unit	Move In Date	Size	Date	Recurring	Expires	Amount
Discounts							
5% Off Winter Special: 10/1/2019							
Test	153	7/24/2019	12 X 25	10/1/2019	No		5.50
							5.50
Military Discount: 9/13/2019							
BOZEK, BRADLEY	72	5/13/2018	10 X 10	9/13/2019	No		9.00
BRAY, HAROLD	53	5/13/2018	10 X 10	9/13/2019	No		9.00
							18.00
Military Discount: 9/19/2019							
STOUT, PAUL	130	6/19/2018	8 X 12	9/19/2019	No		11.40
							11.40
Senior Discount: 9/15/2019							
GARCIA, JAMES K.	13	9/15/2018	5 X 5	9/15/2019	No		4.50
							4.50
Total Discounts							39.40
Fees							
Adjustment: Late							
Power, Blair	52	10/15/2018	10 X 10	9/24/2019	No		-20.00
Power, Blair	62	10/17/2018	10 X 10	9/24/2019	No		-10.00
							-30.00
Adjustment: Lien							
Power, Blair	52	10/15/2018	10 X 10	9/24/2019	No		-70.00
Power, Blair	62	10/17/2018	10 X 10	9/24/2019	No		-35.00
							-105.00
Adjustment: Preliminary Lien							
Power, Blair	52	10/15/2018	10 X 10	9/24/2019	No		-50.00
Power, Blair	62	10/17/2018	10 X 10	9/24/2019	No		-25.00
							-75.00
Admin							
Missy, Test	2	9/12/2019	5 X 5	9/12/2019	No		10.00
							10.00
Transfer: Late							
Power, Blair	51	10/15/2018	10 X 10	9/16/2019	No		-10.00
							-10.00
Transfer: Lien							
Power, Blair	51	10/15/2018	10 X 10	9/16/2019	No		-35.00
							-35.00
Transfer: Preliminary Lien							
Power, Blair	51	10/15/2018	10 X 10	9/16/2019	No		-25.00
							-25.00
Transferred: Fee							
Power, Blair	52	10/15/2018	10 X 10	9/16/2019	No		10.00
Power, Blair	52	10/15/2018	10 X 10	9/16/2019	No		25.00
Power, Blair	52	10/15/2018	10 X 10	9/16/2019	No		35.00
Power, Blair	52	10/15/2018	10 X 10	9/16/2019	No		0.00
Power, Blair	52	10/15/2018	10 X 10	9/16/2019	No		0.00
Power, Blair	52	10/15/2018	10 X 10	9/16/2019	No		0.00
							70.00
Total Fees							-200.00
							-160.60

Accounting Reports

Funding Detail

SC Pay- Lists details for all transactions that make up a deposit by the funding date, deposit id, combined with the Storage Commander unit information. The deposit totals will match the bank deposit and tie the unit numbers to deposit details.

Sample Self Storage						SCPay Funding Detail			
						January 11, 2020 to January 12, 2020			
Location Code	Transaction ID	Deposit Date	Transaction Date	Order Id	Unit	Transaction Amount	Last Four	Name On Card	Card Type
Deposit Id: 48649									
North	45846692	1/13/2020	1/9/2020 3:17:44AM	50658		\$36.45	380	GRAHAM/JERSY	Visa
North	45880637	1/13/2020	1/9/2020 4:41:18AM	50695	3238	\$444.00	6319	BROWN/JIM M	MasterCard
North	46000211	1/13/2020	1/9/2020 8:10:55AM	50751	3334	\$160.00	6273		Visa
North	46065327	1/13/2020	1/9/2020 10:07:18AM	50800	3245	\$257.00	6264	Larry Long	Visa
Deposit Total:						\$897.45			
Deposit Id: 49009									
North	46265493	1/13/2020	1/9/2020 11:57:28PM	50855	5071	\$198.00	143	Betty A Rover	Visa
North	46351049	1/13/2020	1/10/2020 5:02:46AM	50943	4117	\$61.96	4763	MARIA/KIPP	MasterCard
North	46476244	1/13/2020	1/10/2020 7:46:21AM	51004	3050	\$157.75	8169	JONES JR/RICH E	Visa
North	46478945	1/13/2020	1/10/2020 7:50:36AM	51006	5020	\$130.00	581	FASTER/JAMES	MasterCard
North	46517854	1/13/2020	1/10/2020 8:44:23AM	51039	5084	\$87.00	4463	Sara Connor	Visa
North	46595964	1/13/2020	1/10/2020 10:29:48AM	51081	3112	\$229.00	8664	Smith	Visa
Deposit Total:						\$863.71			
Total:						\$1,761.16			

Funding Reconciliation Detail (Bank Reconciliation)

Lists all transactions from Storage Commander collated with the funding details and bank deposits. This report will save a significant amount of time when reconciling the transactions at the stores with the transactions from the processor and finally the deposits in the bank. The left half of the report groups the transactions by the processing date which will match the daily totals in Storage Commander. The right half of the report totals by the deposit batch that will match the deposits into the bank account. Transactions that have not yet deposited will show as "pending" in place of a deposit id. This report is available in both a Detail and Summary version.

Sample Self Storage						SCPay Bank Reconciliation				
						Friday, January 10, 2020*				
Location Code	Transaction Date	Order Id	Unit	Transaction Amount	Funding Amount	Transaction ID	Deposit Date	Last Four	Name On Card	Card Type
Main St	1/8/2020 12:14:55PM	50519	5077	\$55.68	\$0.00	45518192	1/10/2020	9867	STEVEN SMITH	MasterCard
Main St	1/8/2020 12:16:33PM	50520	3155	\$254.00	\$55.68	45518922	1/10/2020	841	Frank Maker	Visa
Main St	1/8/2020 1:48:10PM	50560	3263	\$130.00	\$254.00	45576008	1/10/2020	2054		MasterCard
Main St	1/8/2020 1:49:05PM	50561	3263	\$51.00	\$130.00	45576738	1/10/2020	8865		Visa
Main St	1/8/2020 4:41:09PM	50611		\$12.99	\$51.00	45666236	1/10/2020	5803	MASTERS/PAUL	Visa
Main St	1/8/2020 5:15:58PM	50622	3018	\$57.00	\$12.99	45684048	1/10/2020	8068	WESTERN/MAX	Visa
Main St	1/8/2020 8:01:54PM	50633	3240	\$197.00	\$57.00	45770042	1/10/2020	6146	Jack S Rider	Discover
Storage Commander 1/8/2020 Total				\$757.67						
						Deposit Id: 48239	1/10/2020		Deposit Total: \$757.67	
Main St	1/9/2020 9:17:05AM	50658		\$36.45	\$197.00					Visa
Main St	1/9/2020 10:40:27AM	50695	3238	\$444.00	\$0.00					MasterCard
Main St	1/9/2020 2:10:54PM	50751	3334	\$160.00	\$0.00					Visa
Main St	1/9/2020 4:07:17PM	50800	3245	\$257.00	\$0.00					Visa
Storage Commander 1/9/2020 Total				\$897.45						
Main St	1/10/2020 5:57:25AM	50855	5071	\$198.00	\$0.00					Visa
Main St	1/10/2020 11:01:43AM	50943	4117	\$61.96	\$0.00					MasterCard
Main St	1/10/2020 1:45:45PM	51004	3050	\$157.75	\$0.00					Visa
Main St	1/10/2020 1:49:54PM	51006	5020	\$130.00	\$0.00					MasterCard
Main St	1/10/2020 2:44:20PM	51039	5084	\$87.00	\$0.00					Visa
Main St	1/10/2020 4:29:47PM	51081	3112	\$229.00	\$0.00					Visa
Main St	1/10/2020 10:05:34PM	51150	3304	\$152.00	\$0.00					Visa
Storage Commander 1/10/2020 Total				\$1,015.71						
						Deposit Id: Pending			Deposit Total: \$0.00	

Accounting Reports

Liability Detail

This report lists all prepaid (credit balance) contracts and contracts with a deposit balance. Includes customer name, Unit number, paid through date, rental rate and amount. This report provides details for the "Credits Applied" section of the "Facility Summary Report".

Empower Storage Network						Liability Detail		
Storage Commander Software, LLC (951) 672-6257 28999 Old Town Front Street, Suite 203 Temecula, CA 92590						As of: 10/4/2019		
Customer Name	Unit	Move In	Paid Through	Rate	Account	Amount		
Deposit								
TEST	8	6/14/2019	8/31/2019	\$45.00	Deposits	-25.00		
Liability								
* FIELDS, MARK	12	8/29/2018		\$45.00	Prepaid Rent	-405.00		
Power, Blair	52	10/15/2018	11/14/2019	\$90.00	Prepaid Rent	-155.00		
Power, Blair	62	10/17/2018	12/16/2019	\$90.00	Prepaid Rent	-93.00		
BERRY, ANDREW	151	5/11/2018	1/9/2020	\$110.00	Prepaid Rent	-330.00		
BERRY, ANDREW	150	5/14/2018	1/12/2020	\$110.00	Prepaid Rent	-120.00		
Test	153	7/24/2019	1/31/2020	\$110.00	Prepaid Rent	-183.95		
					Prepaid Insurance	-13.90		
Count / Total	7						-1,325.85	

Summary		
Account	Account Description	Amount
Inactive Contracts		
2110	Prepaid Rent	-405.00
Active Contracts		
2000	Deposits	-25.00
2110	Prepaid Rent	-881.95
2150	Prepaid Insurance	-13.90
		-1,325.85

Move-Out Detail

This report lists all move-outs within the dates selected and shows details on refunds and losses. Includes the date, customer name, unit number, uncollected funds, forfeited deposits, forfeited rent, refunds for cash/ check/ credit. This report was designed to provide a list of financial exceptions from move out transaction. It may be used to sum uncollected rent and fees, or provide a list of customer requiring refunds. Storage Commander prompts the manager to prompts the user to classify any remaining balance to one of these categories during move out.

Empower Storage Network						Move Out Detail				
Storage Commander Software, LLC (951) 672-6257 28999 Old Town Front Street, Suite 203 Temecula, CA 92590						January 1, 2019 to October 4, 2019				
Date	Customer	Unit	Uncollected (Write-off)	Forfeited Deposits	Forfeited Rent	Transferred to Another Unit	Refund Cash	Refund Check	Refund Credit	
1/8/2019	Jones, Bob	8	0.00	0.00	0.00	-59.64	0.00	0.00	0.00	
7/24/2019	Test, Training	40	0.00	0.00	0.00	0.00	31.60	0.00	0.00	
7/25/2019	Test, Carrie	28	0.00	0.00	0.00	0.00	0.00	0.00	0.00	
9/16/2019	Power, Blair	51	0.00	0.00	0.00	172.96	0.00	0.00	0.00	
9/20/2019	Jones, Bob	3	0.00	0.00	0.00	0.00	0.00	0.00	0.00	
Count:	5		0.00	0.00	0.00	113.32	31.60	0.00	0.00	

Accounting Reports

Payment Activity

This report details all payments received for the selected date range and provides totals by payment type. All transactions are itemized as cash, check and credit card payments. Includes posting date, customer name, unit number, paid through date, payment type (cash, check, credit card) Card/ check number (credit card numbers are "x" out except for the last 4 digits), bank number/ approval code and amount. Totals are provided for cash, check and credit as well as total for all payment types. Storage Commander recommends printing this report each day using the automated "report group" feature.

Empower Storage Network				Payment Activity			
Storage Commander Software, LLC			(951) 672-6257		July 16, 2019 to October 4, 2019		
28999 Old Town Front Street, Suite 203 Temecula, CA 92590							
Date	Name	Unit	Paid Through	Type	Check Number / Card Number	Bank/ Approval Code	Amount
7/24/2019	Test	AI10	12/31/2019	Cash			524.22
7/24/2019	Test, Training	83	7/31/2019	Cash			54.56
7/24/2019	ANTONIO, JEREMY	57	8/10/2019	Cash			131.95
7/25/2019	Test, Carrie	28	7/23/2019	Cash			2.30
7/26/2019	Missy, Test	15	7/31/2019	Cash			18.88
7/30/2019	Washington, Izayah	88	7/31/2019	Cash			17.90
7/30/2019	Washington, Laythan	74	7/31/2019	Cash			15.92
9/12/2019	Missy, Test	2	9/30/2019	Cash			38.12
9/20/2019	Jones, Bob	3	10/15/2019	Unknown	...	010101	95.92
9/24/2019	Power, Blair	62	12/16/2019	Cash			93.00
9/24/2019	Power, Blair	52	11/14/2019	Cash			155.00
9/27/2019	BERRY, ANDREW	150	1/13/2020	Cash			1,510.00
9/27/2019	BERRY, ANDREW	151	1/10/2020	Cash			1,890.00
			Count:	13			
						Total Payments:	4,547.77
						Cash:	\$4,451.85
						Check:	\$0.00
						Credit:	\$95.92
						Debit:	\$0.00
						Total:	\$4,547.77

Accounting Reports

Payment Activity by Unit Type

This report details all payments received for the selected date range and provides totals by payment type. These payments are categorized by unit type. All transactions are itemized as cash, check and credit card payments. Includes posting date, customer name, unit number, paid through date, payment type (cash, check, credit card) Card/ check number (credit card numbers are "x" out except for the last 4 digits), bank number/ approval code and amount. Totals are provided for cash, check and credit as well as total for all payment types.

Empower Storage Network							Payment Activity	
Storage Commander Software, LLC (951) 672-6257						By Unit Type		
28999 Old Town Front Street, Suite 203 Temecula, CA 92590						September 1, 2019 to October 4, 2019		
Date	Name	Unit	Paid Through	Type	Check Number / Card Number	Bank / Approval Code	Amount	
Unit Type: Cold Storage								
9/12/2019	Missy, Test	2	9/30/2019	Cash			38.12	
9/20/2019	Jones, Bob	3	10/15/2019	Unknown		010101	95.92	
Count : 2						Subtotal :	\$134.04	
						Cash :	\$38.12	
						Check :	\$0.00	
						Credit :	\$95.92	
						Debit :	\$0.00	
						Total :	\$134.04	
Unit Type: RV Pull-Through								
9/27/2019	BERRY, ANDREW	150	1/13/2020	Cash			1,510.00	
9/27/2019	BERRY, ANDREW	151	1/10/2020	Cash			1,890.00	
Count : 2						Subtotal :	\$3,400.00	
						Cash :	\$3,400.00	
						Check :	\$0.00	
						Credit :	\$0.00	
						Debit :	\$0.00	
						Total :	\$3,400.00	
Unit Type: Standard Storage								
9/24/2019	Power, Blair	62	12/16/2019	Cash			93.00	
9/24/2019	Power, Blair	52	11/14/2019	Cash			155.00	
Count : 2						Subtotal :	\$248.00	
						Cash :	\$248.00	
						Check :	\$0.00	
						Credit :	\$0.00	
						Debit :	\$0.00	
						Total :	\$248.00	
Total All Units		Count : 6		Total Payments :			\$3,782.04	
						Cash :	\$3,686.12	
						Check :	\$0.00	
						Credit :	\$95.92	
						Debit :	\$0.00	
						Total :	\$3,782.04	

Accounting Reports

Payment Detail

Provides the transaction details for each payment transaction within the date range provided, grouped by method (cash, check, credit card) then by income category (rent, fees....etc) The credit card category is further divided by the credit card type. For each transaction the date, unit number, customer name, and amount are provided. The total for each grouping and a grand total are also included. This report is useful for reconciliation and for auditing the "Cash Receipts" section of the **Facility Summary**.

Empower Storage Network					Payment Detail	
Storage Commander Software, LLC			(951) 672-6257		Friday, October 4, 2019	
28999 Old Town Front Street, Suite 203			Temecula, CA 92590			
Date / Account	Description	Customer	Unit	Debit	Credit	
PaymentCash						
6/1/2016 12:00:00AM	\$56.00	BURTON, CARMEN				
	1000 Payment Applied: Late		10	10.00		
	1100 Payment Applied: Late		10		10.00	
	1000 Payment Applied: Storage & RV: 2016-05-26		10	46.00		
	1100 Payment Applied: Storage & RV: 2016-05-26		10		46.00	
				<u>56.00</u>	<u>56.00</u>	
Total	PaymentCash	Count: 39		<u>5,506.18</u>	<u>5,506.18</u>	
PaymentCheck						
6/11/2016 1:32:30PM	Check #1324: \$120.00	ETCHISON, LAURA				
	1000 Payment Applied: Storage & RV: 2016-06-24		84	120.00		
	2110 Payment Applied: Storage & RV: 2016-06-24		84		120.00	
				<u>120.00</u>	<u>120.00</u>	
Total	PaymentCheck	Count: 8		<u>1,358.29</u>	<u>1,358.29</u>	
PaymentCreditCard						
6/18/2016 4:22:35PM	Visa...3632: \$110.00	BERRY, ANDREW				Approval: 847674
	1000 Payment Applied: Storage & RV: 2016-06-16		151	110.00		
	1100 Payment Applied: Storage & RV: 2016-06-16		151		110.00	
				<u>110.00</u>	<u>110.00</u>	
Total	PaymentCreditCard	Count: 9		<u>1,538.40</u>	<u>1,538.40</u>	
Total Payments						
		Count: 56		<u>8,402.87</u>	<u>8,402.87</u>	
				Total NSF:	\$100.00	

Payment Summary

Provides the total amount of money received with the date range, grouped by payment method and card type for credit cards.

Empower Storage Network			Payment Summary	
Empower Storage		(951) 672-6257		October 1, 2019 to October 29, 2019
41695 Date St. Murrieta, CA 92562				
				<u>\$70.00</u>
Visa				\$1,391.45
	Fee	Commercial Late Fee		50.00
		Late		20.00
				<u>\$70.00</u>
	Insurance	Burglary (\$1,000 @ 50%)		6.95
		Burglary (\$10,000 @ 100%)		63.90
				<u>\$70.85</u>
	Merchandise	Box Knife		2.75
		Large Box		18.00
		Medium Box		7.50
		Pad Lock		6.00
		Shipping Tape		3.50
		Small Box		5.00
		Tape Gun		2.25
				<u>\$45.00</u>
	Rent	Commercial		435.00
		Storage & RV		767.00
				<u>\$1,202.00</u>
	Tax	Sales Tax		3.60
				<u>\$3.60</u>
				<u>\$7,295.35</u>
		Total		<u>\$7,295.35</u>

Accounting Reports

Pending Auto Charges

This a list of all active pending auto credit card charges by location. This report gives detailed information including unit number, name, paid through date, account balance, late status, card type, card number, the name on the card, charge amount, last payment result and phone numbers. The report will also total the location could and have a total count.

Empower Storage Network		Pending Auto Charges								
Storage Commander Software, LLC 28999 Old Town Front Street, Suite 203 Temecula, CA 92590		(951) 672-6257 January 1, 2019 to October 7, 2019								
Unit	Name	Paid Through	Account Balance	Late Status	Card Type	Card Number	Name On Card	Charge Amount	Last Payment Result	Phone Numbers
Location:										
Location Count: Total Count										

Prepaid Contracts

List all contracts with a paid through date in the future and their current balance. Includes customer name, unit number, move in date, paid through date, rate and balance. Total count and total balance are provided.

Empower Storage Network		Prepaid Contracts				
Storage Commander Software, LLC 28999 Old Town Front Street, Suite 203 Temecula, CA 92590		(951) 672-6257 As of: 10/7/2019				
Customer Name	Unit	Move In	Paid Through	Rate	Balance	
FIELDS, MARK	12	8/29/2018		\$45.00	\$-405.00	
TEST	8	6/14/2019	8/31/2019	\$-10.00	\$-25.00	
Power, Blair	52	10/15/2018	11/14/2019	\$155.00	\$-155.00	
Power, Blair	62	10/17/2018	12/16/2019	\$90.00	\$-93.00	
BERRY, ANDREW	151	5/11/2018	1/9/2020	\$110.00	\$-330.00	
BERRY, ANDREW	150	5/14/2018	1/12/2020	\$110.00	\$-120.00	
Test	153	7/24/2019	1/31/2020	\$110.00	\$-197.85	
Count / Total		8			\$-1,325.85	

Prepaid Reconciliation

Lists transaction affecting prepaid balances. Including: date, unit number, customer name, current rate, description, debit, credit. The report is categorized by transaction type. Example: "PayRent". The report will have a total amount and net change.

Empower Storage Network		Prepaid Reconciliation				
Storage Commander Software, LLC 28999 Old Town Front Street, Suite 203 Temecula, CA 92590		(951) 672-6257 September 17, 2019 to October 7, 2019				
Date	Unit	Customer	Rate	Description	Debit	Credit
9/20/2019						
Adjust Deposit					25.00	
	3	Jones, Bob	45.00	Cleaning Deposit Offset: Storage & R	5.92	
	3	Jones, Bob	45.00	Cleaning Deposit Offset: Preliminary	9.08	
	3	Jones, Bob	45.00	Cleaning Deposit Offset: Late	10.00	
9/24/2019						
PayRent					248.00	
	62	Power, Blair	90.00	Payment Applied: Storage & RV: 10/1	90.00	
	62	Power, Blair	90.00	Payment Applied: Storage & RV: 11/1	3.00	
	62	Power, Blair	155.00	Payment Applied: Storage & RV: 10/1	155.00	
9/27/2019						
PayRent					450.00	
	151	BERRY, ANDREW	110.00	Payment Applied: Storage & RV: 11/1	110.00	
	151	BERRY, ANDREW	110.00	Payment Applied: Storage & RV: 12/1	110.00	
	151	BERRY, ANDREW	110.00	Payment Applied: Storage & RV: 10/1	110.00	
	150	BERRY, ANDREW	110.00	Payment Applied: Storage & RV: 11/1	10.00	
	150	BERRY, ANDREW	110.00	Payment Applied: Storage & RV: 10/1	110.00	
10/1/2019						
PayInsurance					6.95	
	153	Test	110.00	Payment Applied: Burglary (\$1,000 @	6.95	
PayRent					104.50	
	153	Test	110.00	Payment Applied: 1st Of Month: 10/1/	104.50	
Total					\$136.45	\$698.00
Net Change						-\$561.55

Accounting Reports

Rate Management Activity

Shows contracts where the rate was affected by a rate management entry. The report includes: Date, name, unit number, unit size, vehicle, rate, and variance. The total count for payments and net variance.

Empower Storage Network						Rate Management Activity	
Storage Commander Software, LLC				(951) 672-6257		January 1, 2019 to October 7, 2019	
28999 Old Town Front Street, Suite 203 Temecula, CA 92590							
Date	Name	Unit	Size	Vehicle	Rate	Variance Amount	
7/24/2019	Test	AI10	1 X 1	No	95.00	75.00	
Total Payments		Count: 1		Net Variance:		\$75.00	

Receipts and Taxes

Shows receipts related to taxes and list details for tax-exempt customers. Includes date, account name, unit number, tax ID, product type, description and amount. Is broken down by receipt category and receipt summary. Refunds, tax liability, Gross receipts and Non-Taxable items are categorized and have totals for each section.

Empower Storage Network				Receipts And Taxes		
Empower Storage			(951) 672-6257			Friday, October 18, 2019
41695 Date St. Murrieta, CA 92562						
Date	Account Name	Unit	Tax Id	Product Type	Description	Amount
Transaction Total :						
Total:						
Receipts By Category						
Category	Taxed Amount		Tax-Exempt Amount			
Commercial Late Fees	190.00		0.00			
	50.00		0.00			
	<u>\$240.00</u>		<u>\$0.00</u>			
	Total:		\$240.00		\$0.00	
Gross Receipts :					\$240.00	
Receipts Summary						
Refunds			Gross Receipts		\$240.00	
Refunded Non-Tax	\$0.00		Non-Taxable		-\$240.00	
Refunded Tax	\$0.00		NSF		\$0.00	
Total Refunded	\$0.00		Taxes		\$0.00	
Tax Liability			NSF Taxes		\$0.00	
Taxes	\$0.00		Tax Exempt		\$0.00	
NSF Taxes	\$0.00		Taxable Receipts		\$0.00	
Refunded Tax	\$0.00					
Tax Due	\$0.00					
Non-Taxable Details						
Commercial					-190.00	
Commercial Late Fee					-50.00	
Total Non-Taxable					-\$240.00	

Accounting Reports

Receipts Audit

Provides a daily summary for payment amounts received for the selected day. For each day the total cash, check, and credit card amounts are shown. The credit cards are grouped by credit card type. Also included are totals and subtotals for cash and check, and individual totals for each card type.

A key feature of this report is that the credit card transactions are shown by the actual date charged not the posting date.

EXAMPLE: If a payment is taken after the end of day process, that payment will be posted the next day, but will show on this report for the actual date charged. This helps when reconciling credit card and bank statements.

Empower Storage Network							Receipt Audit					
							January 1, 2019 to October 7, 2019					
Day	Cash	Checks	Subtotal	Charge	Debit*	Total	Credit Cards					
							Visa	Master Card	American Express	Discover	Other Cards	
Location: Storage Commander Software, LLC												
8	390.00	0.00	390.00	0.00	0.00	390.00	0.00	0.00	0.00	0.00	0.00	0.00
9	414.00	215.36	629.36	430.00	0.00	1,059.36	0.00	0.00	0.00	0.00	0.00	430.00
10	20,166.00	0.00	20,166.00	0.00	0.00	20,166.00	0.00	0.00	0.00	0.00	0.00	0.00
12	38.12	0.00	38.12	0.00	0.00	38.12	0.00	0.00	0.00	0.00	0.00	0.00
14	60.16	0.00	60.16	0.00	0.00	60.16	0.00	0.00	0.00	0.00	0.00	0.00
20	0.00	0.00	0.00	95.92	0.00	95.92	0.00	0.00	0.00	0.00	0.00	95.92
24	958.73	3,137.91	4,096.64	0.00	0.00	4,096.64	0.00	0.00	0.00	0.00	0.00	0.00
25	2.30	0.00	2.30	0.00	0.00	2.30	0.00	0.00	0.00	0.00	0.00	0.00
26	18.88	0.00	18.88	0.00	0.00	18.88	0.00	0.00	0.00	0.00	0.00	0.00
27	3,400.00	0.00	3,400.00	0.00	0.00	3,400.00	0.00	0.00	0.00	0.00	0.00	0.00
30	33.82	0.00	33.82	0.00	0.00	33.82	0.00	0.00	0.00	0.00	0.00	0.00
	25,482.01	3,353.27	28,835.28	525.92	0.00	29,361.20	0.00	0.00	0.00	0.00	0.00	525.92
Total	25,482.01	3,353.27	28,835.28	525.92	0.00	29,361.20	0.00	0.00	0.00	0.00	0.00	525.92

Accounting Reports

Refunds

This report will list all move-out transactions that have refunds to customers and the amount to refund. The report includes: date, name, unit number, email, move-out date, and amount. It gives a total payment count and amount as well as subtotal for cash, check, credit and debit.

Empower Storage Network				Refunds	
Storage Commander Software, LLC (951) 672-6257			January 1, 2019 to October 7, 2019		
28999 Old Town Front Street, Suite 203 Temecula, CA 92590					
Date	Name	Unit	Email	Move-Out Date	Amount
Refunds By Cash					
7/24/2019	YVONE GARFIELD	55		6/22/2016	
	Primary (989) 967-3308		Address Type: Primary	3586 CROSS STREET REMUS, MI 92564	
	Refunded: Storage & RV: 6/16/2016				72.24
	Refunded: Storage & RV: Prepaid				320.85
	Total Refund GARFIELD, YVONE				\$393.09
Refunds By Check					
7/24/2019	ABIGALE GATES	61		6/22/2016	
	Primary (475) 723-4862		Address Type: Primary	23876 VILLAGE WALK PL. MIRRIETA, CA 92562	
	Refunded: Storage & RV: 6/20/2016				75.67
	Refunded: Storage & RV: Prepaid				243.90
	Total Refund GATES, ABIGALE				\$319.57
Refunds By Credit Card					
7/24/2019	DAVID DIAS	92		6/22/2016	
	Primary (408) 683-3067		Address Type: Primary	2868 FRIENDSHIP LANE SAN MARTIN, CA 95046	
	Refunded: Storage & RV: 6/9/2016				68.65
	Refunded: Storage & RV: Prepaid				392.85
	Total Refund DIAS, DAVID				\$461.50
Total All Payments		Count: 3		\$1,174.16	
				Cash:	\$393.09
				Check	\$319.57
				Credit:	\$461.50
				Debit:	\$0.00
				Total:	\$1,174.16

Accounting Reports

Rent Charge History

Lists all rent charges for the last 12 months by period (posting date). This report will include unit number, name, the last 12 months of rent and will be categorized by unit size. The total count and total amount will be listed at the bottom for each month.

Empower Storage Network		Rent Charge History													
Storage Commander Software, LLC (951) 672-6257 28999 Old Town Front Street, Suite 203 Temecula, CA 92590		January 1, 2019 to October 7, 2019													
Unit	Customer Name	2019 Oct	2019 Sep	2019 Aug	2019 Jul	2019 Jun	2019 May	2019 Apr	2019 Mar	2019 Feb	2019 Jan	2018 Dec	2018 Nov	2018 Oct	
9	Young's Fresh Fish	0.00	46.00	46.00	46.00	46.00	46.00	46.00	46.00	46.00	46.00	0.00	0.00	0.00	
10	BURTON, CARMEN	0.00	46.00	46.00	46.00	46.00	46.00	46.00	46.00	46.00	46.00	0.00	0.00	0.00	
11	te	0.00	45.00	45.00	45.00	45.00	45.00	45.00	45.00	45.00	45.00	0.00	0.00	0.00	
12	te	0.00	45.00	45.00	45.00	45.00	45.00	45.00	45.00	45.00	45.00	0.00	0.00	0.00	
13	GARCIA, JAMES K	0.00	40.50	40.50	40.50	40.50	40.50	40.50	40.50	40.50	40.50	0.00	0.00	0.00	
14	IVETUN, TIMOTHY	45.00	45.00	45.00	45.00	10.36	0.00	0.00	0.00	0.00	0.00	0.00	0.00	0.00	
15	Missy, Test	45.00	45.00	45.00	8.88	0.00	0.00	0.00	0.00	0.00	0.00	0.00	0.00	0.00	
60 X 200 (0.00)															
WH-1	National Imports	0.00	1,200.00	1,200.00	1,200.00	1,200.00	1,200.00	1,200.00	1,200.00	1,200.00	1,200.00	0.00	0.00	0.00	
8 X 12 (0.00)															
122	CASHION, WILLIAM	0.00	114.00	114.00	95.00	95.00	95.00	95.00	95.00	95.00	95.00	0.00	0.00	0.00	
123	ELIAS, ERICKAJ.	0.00	114.00	114.00	95.00	95.00	95.00	95.00	95.00	95.00	95.00	0.00	0.00	0.00	
126	Watkins, Julie	0.00	114.00	114.00	95.00	95.00	95.00	95.00	85.50	95.00	95.00	0.00	0.00	0.00	
129	CAMACHO, JACOB	0.00	114.00	114.00	95.00	95.00	95.00	95.00	95.00	95.00	95.00	0.00	0.00	0.00	
130	STOUT, PAUL	0.00	102.60	102.60	85.50	85.50	85.50	85.50	85.50	85.50	85.50	0.00	0.00	0.00	
131	CROOKER., JANNET	114.00	114.00	95.00	95.00	95.00	95.00	95.00	95.00	95.00	95.00	0.00	0.00	0.00	
132	DAVIS, CAROL	114.00	114.00	95.00	95.00	95.00	95.00	95.00	95.00	95.00	95.00	0.00	0.00	0.00	
135	FOLLOW, FRANK F.	114.00	114.00	95.00	95.00	95.00	95.00	95.00	95.00	95.00	95.00	0.00	0.00	0.00	
138	GARCIA, JASON	0.00	114.00	95.00	95.00	95.00	95.00	95.00	95.00	95.00	95.00	0.00	0.00	0.00	
140	COTTON, VICTORA	0.00	114.00	114.00	95.00	95.00	95.00	95.00	95.00	95.00	95.00	0.00	0.00	0.00	
142	CARAWAY, BRANDON	0.00	114.00	114.00	95.00	95.00	95.00	95.00	95.00	95.00	95.00	0.00	0.00	0.00	
145	LONGINO, DALE	0.00	114.00	114.00	95.00	95.00	95.00	95.00	95.00	95.00	95.00	0.00	0.00	0.00	
Cell Tower (0.00)															
200	Go-Mobile	1,700.00	1,700.00	1,700.00	1,700.00	1,700.00	1,700.00	1,700.00	1,700.00	1,700.00	1,700.00	0.00	0.00	0.00	
Count:		86	2,871.50	10,938.72	10,797.88	10,336.31	10,201.52	10,166.00	10,166.00	10,156.50	10,166.00	10,199.00	0.00	0.00	0.00

Returned Checks (NSF)

Lists all return check transaction for the selected date range. Includes the date, check number, customer name, unit number, rate, amount, username and an itemized list of transaction reversed for that check payment. The NSF fee transaction is also displayed if a fee is setup. NSF Fees are setup in the Configuration Manager under "Contract Items | Fees" menu.

Empower Storage Network		Returned Checks					
Storage Commander Software, LLC (951) 672-6257 28999 Old Town Front Street, Suite 203 Temecula, CA 92590		January 1, 2019 to October 7, 2019					
Date	Description	Customer	Unit	Rate	Amount	User	
7/24/2019	Bounced Check#1324: \$100.00	DOMINGUEZ, PRISCILLA	50	90.00	100.00	Tom Smith	
7/24/2019	Bounced Check#1324: \$145.00	BERRY, ANDREW	151	110.00	145.00	Tom Smith	
Count:		10			\$245.00		

Accounting Reports

Reversed Transactions

Lists all reversed transactions for the date range provided. Only a move-in and a payment transaction can be reversed. Reversals must be done on the same day before the end-of-day process is complete. Includes the date, time, user, unit id(s) transaction description, customer name, charge, and credit amounts.

Empower Storage Network						Reverse Transactions	
Storage Commander Software, LLC (951) 672-6257 28999 Old Town Front Street, Suite 203 Temecula, CA 92590						August 1, 2019 to October 7, 2019	
Date	Description	Customer	Unit	User	Account	Debit	Credit
7/24/2019 8:17:03PM	Charge						
	Cleaning Deposit	GREENBURG, DAVE	89	Tom Smith	2000		25.00
	Cleaning Deposit	GREENBURG, DAVE	89	Tom Smith	1100	25.00	
	Storage & RV: 6/28/2016	GREENBURG, DAVE	89	Tom Smith	4000		120.00
	Storage & RV: 6/28/2016	GREENBURG, DAVE	89	Tom Smith	1100	120.00	
7/24/2019 8:17:03PM	PaymentCheck						
	Payment Applied: Cleaning Deposit	GREENBURG, DAVE	89	Tom Smith	1100		25.00
	Payment Applied: Storage & RV: 6/28/2016	GREENBURG, DAVE	89	Tom Smith	1100		120.00
	Payment Applied: Cleaning Deposit	GREENBURG, DAVE	89	Tom Smith	1000	25.00	
	Payment Applied: Storage & RV: 6/28/2016	GREENBURG, DAVE	89	Tom Smith	1000	120.00	
Total Payments		Count: 8				\$290.00	\$290.00

Accounting Reports

Transaction Detail

Lists all transactions with the date range. This report will include date, description, customer name, posting date, unit number, debit, credit, and balance and user information. It will also show where and what steps the payments were applied.

Empower Storage Network		Transaction Detail				
Storage Commander Software, LLC (951) 672-6257 28999 Old Town Front Street, Suite 203 Temecula, CA 92590		Monday, October 7, 2019				
Date / Account	Description	Customer / Posting Date	Unit	Debit	Credit	Balance
10/7/2019 12:00:00A	Statement	THOMAS, JEFFERSON	85	User:		
10/7/2019 12:00:00A	Charge	Go-Mobile	200	User:		
	Charge	10/7/2019				
	Commercial: 10/7/2019			1,700.00		
	Commercial: 10/7/2019				#####	
Ending Balance						\$5,150.00
10/7/2019 12:00:00A	Statement	STOUT, PAUL	130	User:		
10/7/2019 12:00:00A	Charge	TEST	8	User:		
	Charge	8/1/2019				
	1st Of Month: 8/1/2019				10.00	
	1st Of Month: 8/1/2019			10.00		
Ending Balance						-\$1,405.00
10/7/2019 12:00:00A	Charge	FORRESTER, JIM D.	185	User:		
	Charge	10/7/2019				
	Storage & RV: 10/7/2019			145.00		
	Storage & RV: 10/7/2019				145.00	
Ending Balance						\$2,245.00
10/7/2019 12:00:00A	Charge	DAVIS, CAROL	132	User:		
	Charge	10/7/2019				
	Storage & RV: 10/7/2019			114.00		
	Storage & RV: 10/7/2019				114.00	
Ending Balance						\$1,533.00
10/7/2019 3:06:46P	Payment	Missy, Test	2	User:Technical Support		
	PaymentCash	\$55.00	10/1/2019			
	Payment Applied: 1st Of Month: 10/1/2019			45.00		
	Payment Applied: Late			10.00		
	Payment Applied: Late				10.00	
	Payment Applied: 1st Of Month: 10/1/2019				45.00	
Ending Balance						\$0.00
10/7/2019 3:06:46P	Payment	Missy, Test	15	User:Technical Support		
	PaymentCheck	Check #1234: \$60.00	8/5/2019			
	Payment Applied: Late			10.00		
	Payment Applied: 1st Of Month: 8/1/2019			45.00		
	Payment Applied: Preliminary Lien			5.00		
	Payment Applied: 1st Of Month: 8/1/2019				45.00	
	Payment Applied: Preliminary Lien				5.00	
	Payment Applied: Late				10.00	
Ending Balance						\$0.00
	PaymentCash	\$145.00	9/1/2019			
	Payment Applied: 1st Of Month: 9/1/2019			45.00		
	Payment Applied: 1st Of Month: 10/1/2019			45.00		
	Payment Applied: Lien			35.00		
	Payment Applied: Preliminary Lien			20.00		
	Payment Applied: Preliminary Lien				20.00	
	Payment Applied: 1st Of Month: 9/1/2019				45.00	
	Payment Applied: 1st Of Month: 10/1/2019				45.00	
	Payment Applied: Lien				35.00	
Ending Balance						\$0.00
Count : 8						

Accounting Reports

Transaction Statement

This report is a condensed version of the transaction history showing the transaction list for the time period, but will not show details.

Storage Commander Software, LLC		(951) 672-6257	Transaction Statement	
28999 Old Town Front Street, Suite 203		Temecula, CA 92590	October 1, 2019 to October 8, 2019	
Charge			Ending Balance	-10.00
		Paid Through:		-\$1,415.00
10/8/2019	Charge		Ending Balance	-10.00
		Paid Through:		-\$1,425.00
Tenant: Missy, Test		Billing: 1st Of Month	Move-In: 7/26/2019	
Unit: 15		Pay On Day: 1	Move-Out:	
Size: 5 X 5		Paid Through: 10/30/2019	Balance: \$ 0.00	
Contract#			Rate: \$ 45.00	
Primary Address:		City	State	Postal Code
Phone Numbers:				
10/1/2019	Charge		Ending Balance	45.00
		Paid Through:		\$205.00
10/7/2019	Payment			
	PaymentCheck	Check #1234: \$60.00		-60.00
	PaymentCash	\$145.00		-145.00
		Paid Through: 7/31/2019	Ending Balance	\$0.00

Transaction Summary

A summary level list of all transactions for a selected day. Includes the time of the transaction, customer name (if it is a customer transaction), the transaction description, unit number, total count, total charges and total credits for each transaction.

Empower Storage Network		Storage Commander Software, LLC		(951) 672-6257	Transaction Detail	
28999 Old Town Front Street, Suite 203		Temecula, CA 92590			October 7, 2019 to October 8, 2019	
Date / Account	Description	Customer / Posting Date	Unit	Debit	Credit	
10/7/2019 12:00:00AM	Statement	THOMAS, JEFFERSON	85	User:		
10/7/2019 12:00:00AM	Charge	Go-Mobile	200	User:		
	Charge	10/7/2019		\$1,700.00	\$1,700.00	
10/7/2019 12:00:00AM	Statement	STOUT, PAUL	130	User:		
10/7/2019 12:00:00AM	Charge	TEST	8	User:		
	Charge	8/1/2019		\$10.00	\$10.00	
10/7/2019 12:00:00AM	Charge	TEST	8	User:		
	Charge	8/1/2019		\$10.00	\$10.00	
10/7/2019 12:00:00AM	Charge	FORRESTER, JIM D.	185	User:		
	Charge	10/7/2019		\$145.00	\$145.00	
10/7/2019 12:00:00AM	Charge	DAVIS, CAROL	132	User:		
	Charge	10/7/2019		\$114.00	\$114.00	
10/7/2019 3:06:46PM	Payment	Missy, Test	2	User:Technical Support		
	PaymentCash	10/1/2019		\$55.00	\$55.00	
10/7/2019 3:06:46PM	Payment	Missy, Test	15	User:Technical Support		
	PaymentCheck	Check#1234: \$60.00	8/5/2019	\$60.00	\$60.00	
	PaymentCash	\$145.00	9/1/2019	\$145.00	\$145.00	
10/8/2019 12:00:00AM	Statement	Burton, Shay M.	183	User:		
10/8/2019 12:00:00AM	Statement	COTTON, VICTORA	140	User:		
10/8/2019 12:00:00AM	Charge	TEST	8	User:		
	Charge	8/1/2019		\$10.00	\$10.00	
10/8/2019 12:00:00AM	Statement	COLLIER, ANNA	22	User:		
10/8/2019 12:00:00AM	Statement	GATES, ABIGALE	61	User:		
Count: 44				\$2,249.00	\$2,249.00	

Accounting Reports

Unit Activity

Lists and groups all Move In, Transfer, and Move Out activity within the date range provided. Includes date, customer name, unit number, size, rate, paid through date and user. Also provides totals for the rate and count per category.

Empower Storage Network		Unit Activity				
		September 1, 2019 to September 30, 2019				
Date	Name	Unit	Size	Rate	Paid Through	User
Storage Commander Software, LLC						
Late Step						
9/2/2019	Jones, Bob	3	5 X 5	45.00		
9/2/2019	AGUIRRE, SILVIA J.	60	10 X 10	90.00	8/8/2019	
9/2/2019	DIAS, DAVID	92	10 X 20	120.00	8/8/2019	
9/3/2019	BROWN, ANGELA	71	10 X 10	90.00	8/9/2019	
9/4/2019	ANTONIO, JEREMY	57	10 X 10	90.00	8/10/2019	
9/7/2019	smith, bobby	66	10 X 10	90.00	8/13/2019	
9/9/2019	Jones, Bob	3	5 X 5	45.00		
Count: 7						
Move In						
9/12/2019	Missy, Test	2	5 X 5	45.00	10/30/2019	Technical Support
Count: 1						
Move Out						
9/16/2019	Power, Blair	51	10 X 10	90.00		Technical Support
9/20/2019	Jones, Bob	3	5 X 5	45.00		Technical Support
Count: 2						
Reservation						
9/3/2019	Test, Automatit	157	12 X 35	400.00		
9/3/2019	Test, Automatit	158	12 X 35	400.00		
9/23/2019	Automatit, Test	3	5 X 5	45.00		
Count: 3						
Transfer In						
9/16/2019	Power, Blair	52	10 X 10	90.00	11/14/2019	Technical Support
Count: 1						
Transfer Out						
9/16/2019	Power, Blair	51	10 X 10	90.00		Technical Support
Count: 1						
Total: 15						

Accounting Reports

Unit Activity by Size

Number of move-in's, move-out's and rented statistics such as square feet, rate, percent rented by size.

Empower Storage Network										Unit Activity By Size					
Storage Commander Software, LLC (951) 672-6257 28999 Old Town Front Street, Suite 203 Temecula, CA 92590										September 1, 2019 to September 30, 2019					
Unit Size	Area	Total Area	Total Units	Rented Units	% Rented	Rentals	Vacates	Net Rental Activity	Rent In	Area In	Rent Out	Area Out	Net Rent	Activity Rate	
1 X 1	1.00	11.00	11	0	0.0%	0	0	0	0.00	0.00	0.00	0.00	0.00	0.0%	
5 X 5	25.00	375.00	15	12	80.0%	1	1	0	0.00	25.00	0.00	25.00	0.00	0.9%	
5 X 10	50.00	1,050.00	21	4	19.0%	0	0	0	0.00	0.00	0.00	0.00	0.00	0.0%	
8 X 12	96.00	2,496.00	26	12	46.2%	0	0	0	0.00	0.00	0.00	0.00	0.00	0.0%	
10 X 10	100.00	2,600.00	26	22	84.6%	0	1	-1	0.00	0.00	0.00	100.00	0.00	0.0%	
10 X 20	200.00	4,000.00	20	14	70.0%	0	0	0	0.00	0.00	0.00	0.00	0.00	0.0%	
12 X 25	300.00	1,800.00	6	4	66.7%	0	0	0	0.00	0.00	0.00	0.00	0.00	0.0%	
12 X 30	360.00	5,400.00	15	8	53.3%	0	0	0	0.00	0.00	0.00	0.00	0.00	0.0%	
20 X 20	400.00	1,200.00	3	3	100.0%	0	0	0	0.00	0.00	0.00	0.00	0.00	0.0%	
12 X 35	420.00	8,400.00	20	0	0.0%	0	0	0	0.00	0.00	0.00	0.00	0.00	0.0%	
Cell Tower	1,600.00	1,600.00	1	1	100.0%	0	0	0	0.00	0.00	0.00	0.00	0.00	0.0%	
60 X 200	#####	12,000.00	1	1	100.0%	0	0	0	0.00	0.00	0.00	0.00	0.00	0.0%	
Total		40,932	165	81	49.1%	1	2	-1	\$0.00	25.0	\$0.00	125.0	\$0.00	1.0%	

Variance Report

The variance report lists all customers not at the current default rate (street rate) for the unit size. Default rates are set for each size and can be updated via the **Configuration Manager** in the "Facilities | Rental Units | Unit Sizes" menu. Included on the report are the customer's name, unit number, move-in date, unit size, current (actual) amount, schedule (default) amount, the variance in dollars and percent. Totals are included for the actual amount, scheduled amount, variance, and percent variance.

Empower Storage Network										Variance Report				
Storage Commander Software, LLC (951) 672-6257 28999 Old Town Front Street, Suite 203 Temecula, CA 92590										September 1, 2019 to September 30, 2019				
Customer Name	Unit	Area	Move-In	Size	Paid Thru	Actual Amount	Scheduled Amount	Variance Above	Variance Below	Percent Variance				
Susans Deli	1	25.00	5/14/2018	5 X 5	10/13/2019	46.00	45.00	1.00	0.00	2.22%				
CAMPBELL, THELMA	6	25.00	6/12/2018	5 X 5	10/11/2018	46.00	45.00	1.00	0.00	2.22%				
POWERS, ALENE	7	25.00	7/15/2018	5 X 5	10/14/2018	46.00	45.00	1.00	0.00	2.22%				
TEST	8	25.00	6/14/2019	5 X 5	8/31/2019	-10.00	45.00	0.00	-55.00	-122.22%				
Young's Fresh Fish	9	25.00	6/20/2018	5 X 5	11/19/2018	46.00	45.00	1.00	0.00	2.22%				
BURTON, CARMEN	10	25.00	5/21/2018	5 X 5	11/20/2018	46.00	45.00	1.00	0.00	2.22%				
Power, Blair	52	100.00	10/15/2018	10 X 10	11/14/2019	155.00	90.00	65.00	0.00	72.22%				
BEASLEY, MARILYN	80	200.00	5/27/2018	10 X 20	7/26/2018	122.00	120.00	2.00	0.00	1.67%				
THOMAS, JEFFERSON	85	200.00	5/19/2018	10 X 20	6/18/2018	122.00	120.00	2.00	0.00	1.67%				
CLARK, BILLIE	86	200.00	6/15/2018	10 X 20	11/14/2018	122.00	120.00	2.00	0.00	1.67%				
Aquirre, Silvia	87	200.00	6/9/2018	10 X 20	9/8/2018	122.00	120.00	2.00	0.00	1.67%				
BARRETT, JANEL	90	200.00	5/9/2018	10 X 20	7/23/2019	122.00	120.00	2.00	0.00	1.67%				
DIAS, DAVID	92	200.00	7/9/2018	10 X 20	8/8/2019	122.00	120.00	2.00	0.00	1.67%				
CASHION, WILLIAM	122	96.00	6/15/2018	8 X 12	10/14/2018	114.00	95.00	19.00	0.00	20.00%				
ELIAS, ERICKA J.	123	96.00	8/17/2018	8 X 12	9/16/2018	114.00	95.00	19.00	0.00	20.00%				
Watkins, Julie	126	96.00	9/17/2018	8 X 12	10/16/2018	114.00	95.00	19.00	0.00	20.00%				
CAMACHO, JACOB	129	96.00	6/15/2018	8 X 12	10/14/2018	114.00	95.00	19.00	0.00	20.00%				
STOUT, PAUL	130	96.00	6/19/2018	8 X 12	10/18/2018	114.00	95.00	19.00	0.00	20.00%				
CROOKER, JANNET	131	96.00	7/3/2018	8 X 12	9/1/2018	114.00	95.00	19.00	0.00	20.00%				
DAVIS, CAROL	132	96.00	7/7/2018	8 X 12	8/6/2018	114.00	95.00	19.00	0.00	20.00%				
FILLOW, FRANK F.	135	96.00	9/4/2018	8 X 12	10/3/2018	114.00	95.00	19.00	0.00	20.00%				
GARCIA, JASON	138	96.00	9/13/2018	8 X 12	10/12/2018	114.00	95.00	19.00	0.00	20.00%				
COTTON, VICTORA	140	96.00	6/20/2018	8 X 12	9/19/2018	114.00	95.00	19.00	0.00	20.00%				
CARAWAY, BRANDON	142	96.00	6/18/2018	8 X 12	10/17/2018	114.00	95.00	19.00	0.00	20.00%				
LONGINO, DALE	145	96.00	9/21/2018	8 X 12	9/20/2018	114.00	95.00	19.00	0.00	20.00%				
Count: 25		2,602.00				\$2,475.00	\$2,220.00	\$310.00	-\$55.00	11.49%				
Net Variance:									\$255.00					

Accounting Reports

Variance Report with Discounts

The variance report lists all customers not at the current default rate (street rate) for the unit size. Default rates are set for each size and can be updated via the **Configuration Manager** in the "Facilities | Rental Units | Unit Sizes" menu. Included on the report are the customer's name, unit number, move-in date, unit size, current (actual) amount, schedule (default) amount, discount amount, the variance in dollars and percent. Totals are included for the actual amount, scheduled amount, variance, and percent variance.

Empower Storage Network						Variance Report				
Storage Commander Software, LLC (951) 672-6257 28999 Old Town Front Street, Suite 203 Temecula, CA 92590						With Discounts Tuesday, October 8, 2019				
Customer Name	Unit	Area	Move-In	Size	Paid Thru	Actual Amount	Scheduled Amount	Discount Amount	Variance	Percent Variance
POWERS, ALENE	7	25.00	7/15/2018	5 X 5	10/14/2018	46.00	45.00	0.00	1.00	2.22%
BOZEK, BRADLEY	72	100.00	5/13/2018	10 X 10	6/12/2018	90.00	90.00	-9.00	-9.00	-10.00%
								Military Discount	-9.00	
KAHN, FRANCISCA	75	100.00	6/12/2018	10 X 10	10/11/2018	90.00	90.00	-9.00	-9.00	-10.00%
								Senior Discount	-9.00	
TEST	8	25.00	6/14/2019	5 X 5	8/31/2019	-10.00	45.00	0.00	-55.00	-122.22%
BEASLEY, MARILYN	80	200.00	5/27/2018	10 X 20	7/26/2018	122.00	120.00	0.00	2.00	1.67%
THOMAS, JEFFERSON	85	200.00	5/19/2018	10 X 20	6/18/2018	122.00	120.00	0.00	2.00	1.67%
CLARK, BILLIE	86	200.00	6/15/2018	10 X 20	11/14/2018	122.00	120.00	0.00	2.00	1.67%
Aquirre, Silvia	87	200.00	6/9/2018	10 X 20	9/8/2018	122.00	120.00	0.00	2.00	1.67%
Young's Fresh Fish	9	25.00	6/20/2018	5 X 5	11/19/2018	46.00	45.00	0.00	1.00	2.22%
BARRETT, JANEL	90	200.00	5/9/2018	10 X 20	7/23/2019	122.00	120.00	0.00	2.00	1.67%
DIAS, DAVID	92	200.00	7/9/2018	10 X 20	8/8/2019	122.00	120.00	0.00	2.00	1.67%
Count: 34		3,823.00				\$3,304.00	\$3,030.00	-\$88.80	\$185.20	6.11%

Waved Late Fees

Lists all "waived fees" adjustment transactions for the date range selected. This is a sub-section of the "Adjustments" report where only transactions that have "waived fees" are listed. Includes the date, time, description, customer name, nit number, user, account and the amount of the waved fee.

Empower Storage Network						Waived Fees	
Storage Commander Software, LLC (951) 672-6257 28999 Old Town Front Street, Suite 203 Temecula, CA 92590						January 1, 2019 to October 8, 2019	
Date	Description	Customer	Unit	User	Account	Amount	
6/24/2019 3:45:57PM	Charge						
	Waived: Admin	IVETUN, TIMOTHY	14	Technical Support	4100	10.00	
7/9/2019 11:58:36AM	Charge						
	Waived: Commercial Late Fee	Susans Deli	1	Technical Support	4100	50.00	
7/9/2019 12:00:03PM	Charge						
	Waived: Late	Jones, Bob	3	Technical Support	4100	10.00	
7/9/2019 12:04:06PM	Charge						
	Waived: Late	Power, Blair	51	Technical Support	4100	10.00	
7/9/2019 12:04:06PM	Charge						
	Waived: Late	Power, Blair	52	Technical Support	4100	10.00	
7/24/2019 9:57:12AM	Charge						
	Waived: Admin	Test	A110	Technical Support	4100	10.00	
Total Debit		Count: 6				\$100.00	

Accounting Reports

Analysis Reports

Cash Audit	34
Consolidated Summary	34
Economic Occupancy- Detail	35
Economic Occupancy- Summary	34
Facility Summary- Monthly	37
Facility Summary Breakouts	38
1	Adjustments
section	38
2	Charges
section	38
3	Credits Applied
section	38
4	Payments
section	38
Facility Summary- Year to Date	39
Length of Stay- Detail	38
Length of Stay- Summary	38
Super Summary Report	41
Unit Activity Summary	42
Unit Area Income Analysis	42

Analysis Reports

Cash Audit

Provides a summary of cash receipts for the date range selected. For each day, the amounts and totals are provided by income category (rent, fees...) Includes day, rent, fees, prepaids, deposits, merch, tax, insurance, total receipts, refunds, NSF checks and Net cash.

Empower Storage Network								Cash Audit			
Storage Commander Software, LLC (951) 672-6257 28999 Old Town Front Street, Suite 203 Temecula, CA 92590								January 1, 2019 to October 8, 2019			
Day	Rent	Fees	Prepaids*	Deposits	Merch	Tax	Insurance	Total Receipts	Refunds	NSF Checks	Net Cash
7	180.00	80.00	0.00	0.00	0.00	0.00	0.00	260.00	0.00	0.00	260.00
8	225.00	140.00	0.00	25.00	0.00	0.00	0.00	390.00	0.00	0.00	390.00
9	693.36	70.00	296.00	0.00	0.00	0.00	0.00	1,059.36	0.00	0.00	1,059.36
10	18,049.00	1,400.00	92.00	0.00	0.00	0.00	625.00	20,166.00	0.00	0.00	20,166.00
12	28.12	10.00	0.00	0.00	0.00	0.00	0.00	38.12	0.00	0.00	38.12
14	0.16	10.00	0.00	50.00	0.00	0.00	0.00	60.16	0.00	0.00	60.16
20	45.00	50.92	0.00	0.00	0.00	0.00	0.00	95.92	0.00	0.00	95.92
24	2,855.67	185.00	734.00	0.00	19.00	1.52	301.45	4,096.64	31.60	0.00	4,065.04
25	2.30	0.00	0.00	0.00	0.00	0.00	0.00	2.30	0.00	0.00	2.30
26	8.88	10.00	0.00	0.00	0.00	0.00	0.00	18.88	0.00	0.00	18.88
27	2,750.00	200.00	450.00	0.00	0.00	0.00	0.00	3,400.00	0.00	0.00	3,400.00
30	13.82	20.00	0.00	0.00	0.00	0.00	0.00	33.82	0.00	0.00	33.82
Total	24,851.31	2,175.92	1,572.00	75.00	19.00	1.52	926.45	29,621.20	31.60	0.00	29,589.60

Consolidated Summary

Consolidates facility summary for each facility select and a company total of the selected facilities. Includes rent, discounts, admin, late fees, merchandise, insurance, other, tax and total. It also includes detailed facility occupancy, activity, and unit information.

Empower Storage Network								Consolidated Summary			
								Tuesday, October 29, 2019			
All Facilities											
	Rent	Discounts	Admin	Late Fees	Other Fees	Merchandise	Insurance	Other	Tax	Total	
Adjustments	0.00	0.00	0.00	0.00	0.00	0.00	0.00	0.00	0.00	0.00	
Bounced Checks	0.00	0.00	0.00	0.00	0.00	0.00	0.00	0.00	0.00	0.00	
Charges	0.00	0.00	0.00	0.00	0.00	0.00	0.00	0.00	0.00	0.00	
Credits Applied	0.00	0.00	0.00	0.00	0.00	0.00	0.00	0.00	0.00	0.00	
Payments	0.00	0.00	0.00	0.00	0.00	0.00	0.00	0.00	0.00	0.00	
Waived Fees	0.00	0.00	0.00	0.00	0.00	0.00	0.00	0.00	0.00	0.00	
Economic Occupancy	40.59	Aging Summary		Activity			Units	Count	% of Units	Area % of Area	
Gross Potential	23,720.00	Over 30	1,332.85	Adjustment	0	Available	83	53.9%	16,144.0	39.5%	
Available Units	0.00	Prepaid Summary		Bounced Check	0	Rented	68	44.2%	24,032.0	58.7%	
Variance Below	0.00	Prepaid Insur	-32.85	Late Step	0	Reserved	3	1.9%	745.0	1.8%	
Variance Above	18.00	Prepaid Rent	-16,412.00	MoveIn	0	Total	154	100.0%	40,921.0	100.0%	
Projected Rent	9,628.00			MoveOut	0						
Rent Discounts	-79.50			Reservation	0						
Effective Rate	9,548.50			Transfer	0						
	Rent	Discounts	Admin	Late Fees	Other Fees	Merchandise	Insurance	Other	Tax	Total	
Adjustments	0.00	0.00	0.00	0.00	0.00	0.00	0.00	0.00	0.00	0.00	
Bounced Checks	0.00	0.00	0.00	0.00	0.00	0.00	0.00	0.00	0.00	0.00	
Charges	0.00	0.00	0.00	0.00	0.00	0.00	0.00	0.00	0.00	0.00	
Credits Applied	0.00	0.00	0.00	0.00	0.00	0.00	0.00	0.00	0.00	0.00	
Payments	0.00	0.00	0.00	0.00	0.00	0.00	0.00	0.00	0.00	0.00	
Waived Fees	0.00	0.00	0.00	0.00	0.00	0.00	0.00	0.00	0.00	0.00	
Economic Occupancy	40.59	Aging Summary		Activity			Units	Count	% of Units	Area % of Area	
Gross Potential	23,720.00	Over 30	1,332.85	Adjustment	0	Available	83	53.9%	16,144.0	39.5%	
Available Units	0.00	Prepaid Summary		Bounced Check	0	Rented	68	44.2%	24,032.0	58.7%	
Variance Below	0.00	Prepaid Insur	-32.85	Late Step	0	Reserved	3	1.9%	745.0	1.8%	
Variance Above	18.00	Prepaid Rent	-16,412.00	MoveIn	0	Total	154	100.0%	40,921.0	100.0%	
Projected Rent	9,628.00			MoveOut	0						
Rent Discounts	-79.50			Reservation	0						
Effective Rate	9,548.50			Transfer	0						

NOTE: The top portion is totals with all locations and bottom portion is broken down by each location.

Analysis Reports

Economic Occupancy - Detail

Unit statistics related to rented units, rented area... by location and size. Includes location, total units, rented units, default rent, potential rent, variance, projected rent, economic occupancy and physical occupancy.

Empower Storage Network		Economic Occupancy January 1, 2019 to October 8, 2019						
Location	Total Units	Rented Units	Default Rent	Potential Rent	Variance	Projected Rent	Economic Occupancy	Physical Occupancy
Storage Commander Software, LLC	165	81	\$23,940.00	\$24,195.00	\$255.00	\$11,005.00	45.97%	49.09%
1 X 1	11	0	\$220.00	\$220.00	\$0	\$0	0.00%	.00%
10 X 10	26	22	\$2,340.00	\$2,405.00	\$65.00	\$2,045.00	87.39%	84.62%
10 X 20	20	14	\$2,400.00	\$2,412.00	\$12.00	\$1,692.00	70.50%	70.00%
12 X 25	6	4	\$660.00	\$660.00	\$0	\$440.00	66.67%	66.67%
12 X 30	15	8	\$2,175.00	\$2,175.00	\$0	\$1,160.00	53.33%	53.33%
12 X 35	20	0	\$8,000.00	\$8,000.00	\$0	\$0	0.00%	.00%
20 X 20	3	3	\$630.00	\$630.00	\$0	\$630.00	100.00%	100.00%
5 X 10	21	4	\$1,470.00	\$1,470.00	\$0	\$280.00	19.05%	19.05%
5 X 5	15	12	\$675.00	\$625.00	-\$50.00	\$490.00	72.59%	80.00%
60 X 200	1	1	\$1,200.00	\$1,200.00	\$0	\$1,200.00	100.00%	100.00%
8 X 12	26	12	\$2,470.00	\$2,698.00	\$228.00	\$1,368.00	55.38%	46.15%
Cell Tower	1	1	\$1,700.00	\$1,700.00	\$0	\$1,700.00	100.00%	100.00%
Total	165.00	81	\$23,940.00	\$24,195.00	\$255.00	\$11,005.00	45.97%	49.09%

Economic Occupancy - Summary

Unit statistics related to rented units, rented area... by location and size. Includes location, total units, rented units, default rent, potential rent, variance, projected rent, economic occupancy and physical occupancy. Totals are accumulated for each category.

Empower Storage Network		Economic Occupancy January 1, 2019 to October 8, 2019						
Location	Total Units	Rented Units	Default Rent	Potential Rent	Variance	Projected Rent	Economic Occupancy	Physical Occupancy
Storage Commander Software, LLC	165	81	\$23,940.00	\$24,195.00	\$255.00	\$11,005.00	45.97%	49.09%
Total	165	81	\$23,940.00	\$24,195.00	\$255.00	\$11,005.00	45.97%	49.09%

Analysis Reports

Facility Summary – Monthly

The transaction summary on the left side of the report shows sums grouped by transaction types. Activities in Storage Commander that modify unit or customer data are recorded as transactions. These include rent charges, late fees, bounced-check fees, balance adjustments, and move-out credits. Transactions are generated during move-in, move-out, transfer, end-of-day, and adjustment activities. Since transactions include the date of the activity, the report filters out transactions that fall outside of the report's date range.

See the Adjustments Detail Report

See the Charges Detail Report

See the Payments Detail Report

See the Payments Activity Report

Empower Storage Network		Facility Summary	
Storage Commander Software, LLC		September 1, 2019 to October 8, 2019	
Adjustments		<u>Daily</u>	<u>MTD</u>
Fees Credit	210.00	210.00	
Receivable	-772.96	-772.96	
Rent Credit	562.96	562.96	
Total	0.00	0.00	
Charges			
Auction sales	0.00	0.00	
Deposits	0.00	0.00	
Fees	55.00	55.00	
Fees Tax	0.00	0.00	
Insurance	307.70	307.70	
Merchandise	0.00	0.00	
Merchandise Discount	0.00	0.00	
Other	0.00	0.00	
Other Tax	0.00	0.00	
Rent	13,855.12	13,855.12	
Rent Discount	-44.90	-44.90	
Rent Tax	0.00	0.00	
Sales Tax	0.00	0.00	
Total	14,172.92	14,172.92	
Credits Applied			
Prepaid Insurance	-13.90	-13.90	
Prepaid Rent	-255.00	-255.00	
Total	-268.90	-268.90	
Payments			
Auction sales	0.00	0.00	
Deposits	0.00	0.00	
Fees	340.92	340.92	
Fees Tax	0.00	0.00	
Insurance	0.00	0.00	
Merchandise	0.00	0.00	
Other	0.00	0.00	
Other Tax	0.00	0.00	
Prepaid Fees	0.00	0.00	
Prepaid Holding	0.00	0.00	
Prepaid Insurance	0.00	0.00	
Prepaid Merchandise	0.00	0.00	
Prepaid Other	0.00	0.00	
Prepaid Rent	698.00	698.00	
Rent	3,003.12	3,003.12	
Rent Tax	0.00	0.00	
Sales Tax	0.00	0.00	
Total	4,042.04	4,042.04	
Receipts			
ACH	0.00	0.00	
Cash	3,886.12	3,886.12	
Check	60.00	60.00	
CreditCard	95.92	95.92	
DebitCard	0.00	0.00	
Total	4,042.04	4,042.04	

Unit Summary			
Unit Summary	Units	Unit %	Area % of Area
			<u>Daily</u> <u>MTD</u>
Available	78	47.3%	14,220.0 34.7%
Rented	81	49.1%	25,532.0 62.4%
Reserved	6	3.6%	1,180.0 2.9%
Total	165	100%	40,932.0 100%

Per Area			
	Per Area	Amount	
		<u>Daily</u> <u>MTD</u>	
Economic Occupancy		45.97%	
Gross Potential	0.58	23,940.00	
Available Units	0.01	-220.00	
Variance Below	0.00	-55.00	
Variance Above	0.01	310.00	
Projected Rent	0.27	11,005.00	
Rent Discounts	0.00	-88.80	
Effective Rate	0.27	10,916.20	

Unit Condition			
Unit Condition	Units	Unit %	Area % of Area
			<u>Daily</u> <u>MTD</u>
Dirty	6	3.6%	401.0 1.0%
Ready	159	96.4%	40,531.0 99.0%
Total	165	100%	40,932.0 100%

Transaction Count			
Transaction Count	Area	D/MTD/YTD	Count / Units Affected
			<u>Daily</u> <u>MTD</u>
Adjustment			2/2 2/2
LateStep			8/7 8/7
MoveIn	25/25		1/1 1/1
MoveOut	125/125		2/2 2/2
Reservation			3/3 3/3

Prepaid Summary		
Prepaid Summary	Amount	MTD
	<u>Daily</u>	
Deposits		-25.00
Prepaid Insurance		-13.90
Prepaid Rent		-1,286.95
Total		-1,325.85

Insurance Count		
Insurance Count	Amount	MTD
	<u>Daily</u>	
Insurance Current		23

Aging Summary						
Days	Units	%Unit	%Unit \$	%Gross	%Act	Amount
						<u>Daily</u> <u>MTD</u>
0 - 10	2	2.5%	2%	5.8%	12.6%	1,381.30
11 - 30	0	0.0%	9%	32.1%	69.8%	7,683.00
31 - 60	4	4.9%	12%	46.4%	#####	11,112.12
61 - 90	21	25.9%	12%	46.2%	#####	11,055.95
91+	46	56.8%	66%	#####	#####	59,617.80
* Over 30	71	87.7%	90%	#####	#####	81,725.87
Total	73	90.1	100.0	379.5	825.5	90,850.17

See the Unit Summary Report & Unit Area Income Analysis

See Occupancy and Variance Reports

See Unit Status Report

See Transaction Reports

See Contracts with Insurance Report

See Aging Reports

Analysis Reports

Facility Summary Breakouts

1 Adjustments Section Daily MTD

Adjustments		
Fees Credit	210.00	210.00
Receivable	-772.96	-772.96
Rent Credit	562.96	562.96
Total	0.00	0.00

The Adjustments section of the Facility Summary report shows all account adjustments that have been made on account items shown in this section, automatically broken down by Daily and Month to Date.

2 Charges Section Daily MTD

Charges		
Auction sales	0.00	0.00
Deposits	0.00	0.00
Fees	55.00	55.00
Fees Tax	0.00	0.00
Insurance	307.70	307.70
Merchandise	0.00	0.00
Merchandise Discount	0.00	0.00
Other	0.00	0.00
Other Tax	0.00	0.00
Rent	13,855.12	13,855.12
Rent Discount	-44.90	-44.90
Rent Tax	0.00	0.00
Sales Tax	0.00	0.00
Total	14,172.92	14,172.92

This section summarizes charge transactions for the unit balances. These are generated during move-in, transfer, merchandise, payment, returned check, and end-of-day activities. Payment activities will generate charge transactions if the payment is made before the next billing date. End-of-day activities will generate late charges and "normal" rent charges (if the end-of-day activity covers a billing date).

3 Credits Applied Section Daily MTD

Credits Applied		
Prepaid Insurance	-13.90	-13.90
Prepaid Rent	-255.00	-255.00
Total	-268.90	-268.90

This section summarizes credits that were applied in the selected month.

4 Payments Section Daily MTD

Payments		
Auction sales	0.00	0.00
Deposits	0.00	0.00
Fees	340.92	340.92
Fees Tax	0.00	0.00
Insurance	0.00	0.00
Merchandise	0.00	0.00
Other	0.00	0.00
Other Tax	0.00	0.00
Prepaid Fees	0.00	0.00
Prepaid Holding	0.00	0.00
Prepaid Insurance	0.00	0.00
Prepaid Merchandise	0.00	0.00
Prepaid Other	0.00	0.00
Prepaid Rent	698.00	698.00
Rent	3,003.12	3,003.12
Rent Tax	0.00	0.00
Sales Tax	0.00	0.00
Total	4,042.04	4,042.04

This section summarizes the prepaid rent, payments and deposits for active customers at the time that the report is run. Storage Commander keeps track of prepaid rent either by paid-through date, unit rent balance, or both. If the paid-through date for a unit is past the end of the current billing period, then prepaid amount is the average daily rate for that unit times the number of days between the paid-through date and the end of the current billing period. The average daily rate is the monthly rate for the unit times 12 divided by 365. The Prepaid Rent number in this section is a sum of the prepaid rent for all active units, which includes unit rent credits and paid-through date credits.

Analysis Reports

Facility Summary – Year to Date

The transaction summary on the left side of the report shows sums grouped by transaction types. Activities in Storage Commander that modify unit or customer data are recorded as transactions. These include rent charges, late fees, bounced-check fees, balance adjustments, and move-out credits. Transactions are generated during move-in, move-out, transfer, end-of-day, and adjustment activities. Since transactions include the date of the activity, the report filters out transactions that fall outside of the report's date range.

Empower Storage Network				Facility Summary						
Empower Storage				Friday, October 18, 2019						
	Daily	MTD	YTD							
Adjustments				Unit Summary						
Fees Credit	0.00	85.00	180.00	Units	Unit %	Area	% of Area			
Receivable	0.00	-175.00	-270.00	Unit Summary						
Rent Credit	0.00	90.00	90.00	Daily	MTD	YTD				
Total	0.00	0.00	0.00	Available	83	53.9%	15,969.0	39.0%		
Bounced Checks				Rented	68	44.2%	24,207.0	59.2%		
AdjustFee	0.00	-45.00	-45.00	Reserved	3	1.9%	745.0	1.8%		
AdjustRent	0.00	-200.00	-200.00	Total	154	100%	40,921.0	100%		
Total	0.00	-245.00	-245.00							
Charges				Per Area	Amount					
Fees	0.00	525.00	3,265.00	Daily	MTD	YTD				
Insurance	0.00	272.95	1,318.50	Economic Occupancy			40.91%			
Merchandise	0.00	98.75	480.25	Gross Potential	0.58		23,720.00			
Rent	0.00	7,589.58	36,338.88	Available Units	0.00		0.00			
Rent Discount	0.00	-215.75	-807.68	Variance Below	0.00		0.00			
Sales Tax	0.00	7.90	38.42	Variance Above	0.00		18.00			
Total	0.00	8,278.43	40,633.37	Projected Rent	0.24		9,703.00			
Credits Applied				Rent Discounts	0.00		-79.50			
Prepaid Insurance	0.00	-17.90	-38.80	Effective Rate	0.24		9,623.50			
Prepaid Rent	0.00	-843.50	-5,689.50							
Total	0.00	-861.40	-5,728.30	Units	Unit %	Area	% of Area			
Payments				Unit Condition						
Deposits	0.00	0.00	0.00	Daily	MTD	YTD				
Fees	50.00	790.00	2,335.00	Dirty	4	2.6%	700.0	1.7%		
Fees Tax	0.00	0.00	0.00	Ready	150	97.4%	40,221.0	98.3%		
Insurance	0.00	287.00	1,199.10	Total	154	100%	40,921.0	100%		
Merchandise	0.00	98.75	480.25							
Other	0.00	0.00	0.00	Transaction Count	Area	D/MTD/YTD	Count / Units Affected			
Other Tax	0.00	0.00	0.00	Transaction Count	Daily	MTD	YTD			
Prepaid Fees	0.00	0.00	0.00	Adjustment			2/2	5/5		
Prepaid Holding	0.00	0.00	0.00	Bounced Check			2/2	2/2		
Prepaid Insurance	0.00	6.95	71.65	Late Step			29/19	175/47		
Prepaid Merchandise	0.00	0.00	0.00	MoveIn	0/1,362/23,355		9/9	63/63		
Prepaid Other	0.00	0.00	0.00	Reservation			3/2	5/4		
Prepaid Rent	0.00	488.88	23,689.88	Transfer			0/1	2/5		
Rent	190.00	5,478.71	25,660.63	Prepaid Summary						
Rent Tax	0.00	0.00	0.00	Prepaid Summary	Daily	MTD	YTD			
Sales Tax	0.00	7.90	38.42	Prepaid Insurance			-32.85			
Total	240.00	7,158.19	53,474.93	Prepaid Rent			-18,022.00			
Receipts				Total	Total	-18,054.85				
ACH	0.00	0.00	0.00	Insurance Count						
Cash	240.00	4,781.82	11,180.12	Insurance Count	Daily	MTD	YTD			
Check	0.00	837.97	37,385.68	Insurance Current		22				
CreditCard	0.00	1,538.40	4,909.13	Aging Summary						
DebitCard	0.00	0.00	0.00	Days	Units	%Unit	%Unit \$	%Gross	%Act	Amount
Total	240.00	7,158.19	53,474.93	Aging Summary						
Waived Fees				Daily	MTD	YTD				
Fees	0.00	-45.00	-250.00	0 - 10	12	17.6%	61%	13.1%	32.1%	3,117.80
Total	0.00	-45.00	-250.00	11 - 30	6	8.8%	21%	4.5%	10.9%	1,055.85
				31 - 60	2	2.9%	11%	2.3%	5.6%	540.95
				61 - 90	0	0.0%	5%	1.0%	2.4%	230.00
				91+	2	2.9%	3%	0.7%	1.8%	174.00
				* Over 30	4	5.9%	19%	4.0%	9.7%	944.95
				Total	22	32.2	100.00	21.6	52.8	5,118.60
				* Not included in Total rollop						

Analysis Reports

Length of Stay - Detail

This report provides a detailed listing of number of days customers rent units in your facility, based on unit number and then size. This report will show unit number, size, type, vehicle, building, floor, current default rate, average rate, number of occupants, days occupied, avg. days occupied per, days vacant, occupancy percent, vacancy loss. Totals are provided for each category.

Empower Storage Network						Length Of Stay							
Empower Storage 41695 Date St. Murrieta, CA 92562						(951) 672-6257 Friday, October 18, 2019							
Unit	Size	Type	Vehicle	Building	Floor	Current Default Rate	Average Rate	Nbr Of Occupants	Days Occupied	Avg. Days Occupied Per	Days Vacant	Occupancy Percent	Vacancy Loss
10 X 10													
50	10 X 10	Standard Stora	No			\$90.00	\$90.00	1	1	1	0	100.00	\$0.00
51	10 X 10	Standard Stora	No			\$90.00	\$0.00	0	0	0	1	0.00	\$2.96
52	10 X 10	Standard Stora	No			\$90.00	\$0.00	0	0	0	1	0.00	\$2.96
53	10 X 10	Standard Stora	No			\$90.00	\$90.00	1	1	1	0	100.00	\$0.00
54	10 X 10	Standard Stora	No			\$90.00	\$90.00	1	1	1	0	100.00	\$0.00
55	10 X 10	Standard Stora	No			\$90.00	\$90.00	1	1	1	0	100.00	\$0.00
56	10 X 10	Standard Stora	No			\$90.00	\$0.00	0	0	0	1	0.00	\$2.96
57	10 X 10	Standard Stora	No			\$90.00	\$90.00	1	1	1	0	100.00	\$0.00
58	10 X 10	Standard Stora	No			\$90.00	\$90.00	1	1	1	0	100.00	\$0.00
59	10 X 10	Standard Stora	No			\$90.00	\$0.00	0	0	0	1	0.00	\$2.96
60	10 X 10	Standard Stora	No			\$90.00	\$90.00	1	1	1	0	100.00	\$0.00
61	10 X 10	Standard Stora	No			\$90.00	\$90.00	1	1	1	0	100.00	\$0.00
62	10 X 10	Standard Stora	No			\$90.00	\$0.00	0	0	0	1	0.00	\$2.96
63	10 X 10	Standard Stora	No			\$90.00	\$0.00	0	0	0	1	0.00	\$2.96
64	10 X 10	Standard Stora	No			\$90.00	\$90.00	1	1	1	0	100.00	\$0.00
65	10 X 10	Standard Stora	No			\$90.00	\$90.00	1	1	1	0	100.00	\$0.00
66	10 X 10	Standard Stora	No			\$90.00	\$0.00	0	0	0	1	0.00	\$2.96
67	10 X 10	Standard Stora	No			\$90.00	\$90.00	1	1	1	0	100.00	\$0.00
68	10 X 10	Standard Stora	No			\$90.00	\$0.00	0	0	0	1	0.00	\$2.96
69	10 X 10	Standard Stora	No			\$90.00	\$90.00	1	1	1	0	100.00	\$0.00
70	10 X 10	Standard Stora	No			\$90.00	\$0.00	0	0	0	1	0.00	\$2.96
71	10 X 10	Standard Stora	No			\$90.00	\$90.00	1	1	1	0	100.00	\$0.00
72	10 X 10	Standard Stora	No			\$90.00	\$90.00	1	1	1	0	100.00	\$0.00
73	10 X 10	Standard Stora	No			\$90.00	\$0.00	0	0	0	1	0.00	\$2.96
74	10 X 10	Standard Stora	No			\$90.00	\$0.00	0	0	0	1	0.00	\$2.96
75	10 X 10	Standard Stora	No			\$90.00	\$90.00	1	1	1	0	100.00	\$0.00
10 X 10						\$90.00	\$51.92	0.58	1	1	0	57.69	\$32.56
			Count:	26									

Length of Stay – Summary

This report provides a detailed listing of number of days customers rent units in your facility, based on unit number and then size. This report will show size, unit count, current default rate, average rate, number of occupants, days occupied, avg. days occupied per, days vacant, occupancy percent. Totals are provided for each category.

Empower Storage Network				Length Of Stay					
Empower Storage 41695 Date St. Murrieta, CA 92562				(951) 672-6257 Friday, October 18, 2019					
Size	Unit Count	Current Default Rate	Average Rate	Nbr Of Occupants	Days Occupied	Avg. Days Occupied Per Customer	Days Vacant	Occupancy Percent	
10 X 10	26	\$90.00	\$51.92	0.58	1	1	0	57.69	
10 X 20	20	\$120.00	\$78.60	0.65	1	1	0	65.00	
12 X 25	6	\$110.00	\$55.00	0.50	1	1	1	50.00	
12 X 30	15	\$145.00	\$77.33	0.53	1	1	0	53.33	
12 X 35	20	\$400.00	\$0.00	0.00	0	0	1	0.00	
20 X 20	3	\$210.00	\$210.00	1.00	1	1	0	100.00	
5 X 10	21	\$70.00	\$10.00	0.14	0	0	1	14.29	
5 X 5	15	\$45.00	\$27.40	0.60	1	1	0	60.00	
60 X 200	1	\$1,200.00	\$1,200.00	1.00	1	1	0	100.00	
8 X 12	26	\$95.00	\$43.85	0.46	0	0	1	46.15	
Cell Tower	1	\$1,700.00	\$1,700.00	1.00	1	1	0	100.00	
Count:	154		\$154.03	\$63.01	0.44	0	0	1	44.16

Analysis Reports

Super Summary

The Super Summary report shows transaction activity over the past year as well as “snapshots” of current facility status. The transaction activity is summarized for the day that the report is run, the current month-to-date (MTD), the current year-to-date (YTD), the preceding five months, and the preceding twelfth month. The snapshots show certain facility attributes at the time the report is run, such as liabilities, aging, and occupancy.

The top two-thirds of the report summarize transaction data. The heading at the top of the report shows the date ranges for each column, and the data is grouped into sections, such as Adjustments, Charges, and Payments. The bottom third of the report contains the snapshots, each with its own column headings.

These contain debits to unit balances for rent, fees, tax, insurance, and deposits. Adjustment transactions are a result of manual adjustments by the user through the Adjustment dialog. The individual adjustments can be seen through the Adjustment Detail report.

Rent, discount, and rent tax charges are a result of move-in, payment, move-out, and transfer activities. Late fee charges occur only during late events. Merchandise and sales tax charges can result from move-in and payment activities, and can also be a result of stand-alone (“walk-in”) sales.

This section shows how payments are applied to the various unit balances. Prepaid rent charged is the portion of a rent charge in excess of the current amount owed for the unit. While taking a payment, if the Number of Payments field is greater than zero then a prepaid rent charge will be shown for the excess payments.

This section shows payments received as Cash, Check, or Credit Cards.

This section shows the number of move-in and move-out transactions.

This section shows the amount of waived fees.

This section shows a snapshot of the Unit Summary Report & Occupancy Reports.

Empower Storage Network									
Storage Commander Software, LLC									
Super Summary									
Friday, October 11, 2019									
	Daily	MTD	YTD	Sep 2019	Aug 2019	Jul 2019	Jun 2019	May 2019	Oct 2018
Adjustments									
Cash	0.00	0.00	25.00	0.00	0.00	0.00	25.00	0.00	0.00
Deposits	0.00	0.00	-25.00	-25.00	0.00	0.00	0.00	0.00	0.00
Fees	0.00	0.00	5.00	0.00	75.00	-70.00	0.00	0.00	0.00
Fees Credit	0.00	70.00	460.00	210.00	0.00	180.00	0.00	0.00	0.00
Insurance	0.00	0.00	0.00	0.00	0.00	0.00	0.00	0.00	0.00
Insurance Credit	0.00	119.40	119.40	0.00	0.00	0.00	0.00	0.00	0.00
Prepaid Fees	0.00	0.00	0.00	0.00	0.00	0.00	0.00	0.00	0.00
Prepaid Insurance	0.00	0.00	0.00	0.00	0.00	0.00	0.00	0.00	0.00
Prepaid Rent	0.00	70.00	164.04	0.00	0.00	59.40	0.00	0.00	0.00
Receivable	-10.00	-389.40	-4,221.34	-1,534.08	-546.31	-1,701.55	-50.00	0.00	0.00
Refund	0.00	0.00	-18.40	0.00	0.00	-18.40	0.00	0.00	0.00
Rent	-10.00	-200.00	-1,408.51	-610.00	-621.31	22.80	0.00	0.00	0.00
Rent Credit	0.00	70.00	2,372.12	689.08	0.00	1,553.40	25.00	0.00	0.00
Rent Discount	0.00	0.00	-1.25	0.00	0.00	-1.25	0.00	0.00	0.00
	-20.00	-260.00	-2,528.94	-1,270.00	-1,092.62	24.40	0.00	0.00	0.00
Charges									
Auction sales	0.00	0.00	0.00	0.00	0.00	0.00	0.00	0.00	0.00
Deposits	0.00	0.00	75.00	0.00	0.00	0.00	75.00	0.00	0.00
Fees	0.00	10.00	2,630.00	45.00	1,295.00	945.00	55.00	35.00	2,495.00
Insurance	20.85	105.45	2,645.40	286.85	286.85	286.85	279.90	279.90	272.95
Merchandise	0.00	0.00	19.00	0.00	0.00	19.00	0.00	0.00	0.00
Rent	750.00	4,383.00	97,834.18	10,978.12	10,837.28	10,367.26	10,233.52	10,198.00	9,961.00
Rent Credit	0.00	0.00	-2.30	0.00	0.00	-2.30	0.00	0.00	0.00
Rent Discount	0.00	-5.50	-331.05	-39.40	-39.40	-33.25	-32.00	-32.00	-79.50
Sales Tax	0.00	0.00	1.52	0.00	0.00	1.52	0.00	0.00	0.00
	770.85	4,492.95	102,871.75	11,270.57	12,379.73	11,584.08	10,611.42	10,480.90	12,649.45
Credits									
Prepaid Insurance	0.00	-6.95	-20.85	-6.95	-6.95	0.00	0.00	0.00	-10.95
Prepaid Rent	-110.00	-214.50	-12,746.14	-150.50	-150.50	-1,951.00	-1,700.00	-1,700.00	-2,077.00
	-110.00	-221.45	-12,766.99	-157.45	-157.45	-1,951.00	-1,700.00	-1,700.00	-2,087.95
Payments									
Auction sales	0.00	0.00	0.00	0.00	0.00	0.00	0.00	0.00	0.00
Deposits	0.00	0.00	75.00	0.00	0.00	0.00	50.00	0.00	0.00
Fees	0.00	80.00	2,175.92	260.92	0.00	1,475.00	150.00	0.00	0.00
Insurance	0.00	0.00	961.20	0.00	0.00	673.65	287.65	0.00	0.00
Merchandise	0.00	0.00	19.00	0.00	0.00	19.00	0.00	0.00	0.00
Rent	0.00	180.00	26,388.56	3,521.12	0.00	19,606.56	2,710.52	0.00	20.00
Sales Tax	0.00	0.00	1.52	0.00	0.00	1.52	0.00	0.00	0.00
	0.00	260.00	29,621.20	3,782.04	0.00	21,775.73	3,198.07	0.00	20.00
Receipts									
Cash	0.00	200.00	25,682.01	3,686.12	0.00	21,345.73	60.16	0.00	20.00
Check	0.00	60.00	3,413.27	0.00	0.00	0.00	3,137.91	0.00	0.00
CreditCard	0.00	0.00	525.92	95.92	0.00	430.00	0.00	0.00	0.00
	0.00	260.00	29,621.20	3,782.04	0.00	21,775.73	3,198.07	0.00	20.00
Transaction Count									
Adjustment	0	5	15	2	0	5	1	0	0
LateStep	0	1	146	6	30	21	1	1	58
MoveIn	0	0	9	1	1	5	2	0	5
MoveOut	0	0	5	2	0	2	0	0	0
Reservation	0	0	10	3	0	3	3	0	2
Transfer	0	0	4	0	2	6	0	0	0
Waived Fees									
Fees	0.00	0.00	-100.00	0.00	0.00	-90.00	-10.00	0.00	0.00
	0.00	0.00	-100.00	0.00	0.00	-90.00	-10.00	0.00	0.00
Unit Summary									
	Units	Unit %	Area	% of Area					
Available	78	47.3%	14,220.00	34.7%					
Rented	81	49.1%	25,532.00	62.4%					
Reserved	6	3.6%	1,180.00	2.9%					
	165	100.0	40,932.0	100%					
			Per Area	Amount					
Economic Occupancy				45.97%					
Gross Potential		0.58		23,940.00					
Available Units		0.01		-220.00					
Variance Below		0.00		-55.00					
Variance Above		0.01		310.00					
Projected Rent		0.27		11,005.00					
Rent Discounts		0.00		-88.80					
Effective Rate		0.27		10,916.20					
	Units	Unit %	Area	% of Area					
Dirty	6	3.6%	401.00	1.0%					
Ready	159	96.4%	40,531.00	99.0%					
	165	100.0	40,932.0	100%					
Aging Summary									
Days	Units	%Unit	%Unit \$	%Gross	%Act	Amount			
0 - 10	3	3.7%	3%	9.8%	21.4%	2,356.50			
11 - 30	0	0.0%	7%	27.9%	60.6%	6,667.40			
31 - 60	2	2.5%	12%	46.8%	#####	11,195.87			
61 - 90	18	22.2%	12%	45.5%	98.9%	10,884.00			
91+	51	63.0%	66%	254.8%	#####	60,997.20			
* Over 30	71	87.7%	90%	347.0%	#####	83,077.07			
Total	74	91.4	100.0%	384.8	836.9	92,101.37			
* Not included in Total rolup									
Delinquent Units									
Interruption of Service									
Step 1 - Late									
Step 4 - Notice of Sale									
	Total								
	71								
Prepaid Summary									
Deposits									
Prepaid Insurance									
Prepaid Rent									
	Total								
	-1,285.85								

Analysis Reports

Unit Activity Summary

Lists and groups all Move In, Transfer, and Move Out activity within the date range provided. Includes date, customer name, unit id, size, rate, and paid through date. Also provides totals for the rate and count per category.

Empower Storage Network										Unit Activity Summary					
Storage Commander Software, LLC (951) 672-6257 28999 Old Town Front Street, Suite 203 Temecula, CA 92590										Friday, October 11, 2019					
Unit Size	Total Units	Rented	Available	Unavailable	Company	Reserved	Damaged	% of Rented Units	Default Rate	Begin Occup	Move Ins	Move Outs	Tranfers (In Out)	End Occup	Net Change
1 X 1	11	0	11	0	0	0	0	0.0%	20.00	0	0	0	0 0	0	0
10 X 10	26	22	4	0	0	0	0	84.6%	90.00	22	0	0	0 0	22	0
10 X 20	20	14	6	0	0	0	0	70.0%	120.00	14	0	0	0 0	14	0
12 X 25	6	4	2	0	0	0	0	66.7%	110.00	4	0	0	0 0	4	0
12 X 30	15	8	4	0	0	3	0	53.3%	145.00	8	0	0	0 0	8	0
12 X 35	20	0	20	0	0	0	0	0.0%	400.00	0	0	0	0 0	0	0
20 X 20	3	3	0	0	0	0	0	100.0%	210.00	3	0	0	0 0	3	0
5 X 10	21	4	16	0	0	1	0	19.0%	70.00	4	0	0	0 0	4	0
5 X 5	15	12	1	0	0	2	0	80.0%	45.00	12	0	0	0 0	12	0
60 X 200	1	1	0	0	0	0	0	100.0%	1,200.00	1	0	0	0 0	1	0
8 X 12	26	12	14	0	0	0	0	46.2%	95.00	12	0	0	0 0	12	0
Cell Tower	1	1	0	0	0	0	0	100.0%	1,700.00	1	0	0	0 0	1	0
Total:	165	81	78	0	0	6	0	49.1%		81	0	0	0 0	81	0

Report Summary				
Category	Units	% Units	Area	% Area
Rented	81	49.1%	25,532	62.4%
Available	78	47.27%	14,220	34.7%
Unavailable	0	0.00	0	0.0%
Company	0	0.00	0	0.0%
Damaged	0	0.00	0	0.0%
Reserved	6	3.64	1,180	2.9%

Unit Area Income Analysis

This report is like Occupancy report by providing basic occupancy data with additional data showing rented area vs. available area, average rate per size, and rate per square foot (based on average and default rates.)

Empower Storage Network										Unit Area Income Analysis		
Storage Commander Software, LLC (951) 672-6257 28999 Old Town Front Street, Suite 203 Temecula, CA 92590										Friday, October 11, 2019		
Unit Size	Total Units	Rented Units	Unit Area	Avail Area	Area Rented	Percent Rented	Default Rent	Average Rent	Total Rent	Default \$/sqft	Actual \$/sqft	
1 X 1	11	0	1.00	11.00	0.00	0.00%	\$20.00	\$0.00	\$0.00	\$20.00	\$0.00	
10 X 10	26	22	100.00	2,600.00	2,200.00	84.62%	90.00	78.65	2,045.00	0.90	0.79	
10 X 20	20	14	200.00	4,000.00	2,800.00	70.00%	120.00	84.60	1,692.00	0.60	0.42	
12 X 25	6	4	300.00	1,800.00	1,200.00	66.67%	110.00	73.33	440.00	0.37	0.24	
12 X 30	15	8	360.00	5,400.00	2,880.00	53.33%	145.00	77.33	1,160.00	0.40	0.21	
12 X 35	20	0	420.00	8,400.00	0.00	0.00%	400.00	0.00	0.00	0.95	0.00	
20 X 20	3	3	400.00	1,200.00	1,200.00	100.00%	210.00	210.00	630.00	0.53	0.53	
5 X 10	21	4	50.00	1,050.00	200.00	19.05%	70.00	13.33	280.00	1.40	0.27	
5 X 5	15	12	25.00	375.00	300.00	80.00%	45.00	32.67	490.00	1.80	1.31	
60 X 200	1	1	12,000.00	12,000.00	12,000.00	100.00%	1,200.00	1,200.00	1,200.00	0.10	0.10	
8 X 12	26	12	96.00	2,496.00	1,152.00	46.15%	95.00	52.62	1,368.00	0.99	0.55	
Cell Tower	1	1	1,600.00	1,600.00	1,600.00	100.00%	1,700.00	1,700.00	1,700.00	1.06	1.06	
Total	165	81	1,600.00	40,932.00	25,532.00	49.09%	\$23,940.00	\$66.70	\$11,005.00			

Contact Reports

Contact Reports

Contacts by Summary	44
Contacts- By Customer Name.....	42
Contacts- By Follow-up Date	43
Contacts by Category	46
Contacts by Source	46
Open Contacts.....	46

Contact Reports

Contact Summary

List the count of contacts firing the selected time period by category, source, open or lost status.

Empower Storage Network		Contacts Summary	
Storage Commander Software, LLC (951) 672-6257		Friday, October 11, 2019	
28999 Old Town Front Street, Suite 203 Temecula, CA 92590			
Contacts By Source		Contacts By Category	
Coupon	2		15
Drive By	5		
Penny Saver	3		
Phonebook	3		
Referral	2		
Total:	15	Total:	15
Contacts Status		Closed Contacts	
Converted	15	Converted	15
Total:	15	Total:	15
Contacts By Unit Type		Contacts By Size	
Campground Space	1	12 X 30	1
RV Storage	1	8 X 12	1
StorageUnit	13	Total:	15
Total:	15		

Contacts- By Customer Name

Active contracts by customer name. This report includes status, date created, follow-up date, date closed, move-in date, days active, reason, source, phone number, contact type and request date.

Empower Storage Network		Contacts									
Storage Commander Software, LLC (951) 672-6257		By Customer Name									
28999 Old Town Front Street, Suite 203 Temecula, CA 92590											
Customer Name	Status	Date Created	Follow Up Date	Date Closed	Move In Date	Days Active	Reason	Source	Phones	Contact Type	Req Date
WICKLUND, APRIL	Open	4/22/2018	4/20/2018			538		Coupon	(831) 465-7288 (Primary)	Walkin	4/22/2018
WILLAMSON, JANA	Open	4/20/2018	4/20/2018			540		Drive By	(214) 534-7559 (Primary)	Walkin	4/20/2018
WILSON, PETE	Open	4/20/2018	4/20/2018			540		Drive By	(978) 860-1851 (Primary)	Walkin	4/20/2018
WOOD, JON	Open	4/20/2018	4/20/2018			540		Phonebook	(955) 479-5533 (Primary)	Walkin	4/20/2018
Total:	88										

Contact Reports

Contacts- By Follow-up Date

Active contracts by follow-up date. This report includes status, date created, follow-up date, date closed, move-in date, days active, reason, source, phone number, contact type and request date.

Empower Storage Network											Contacts	
Storage Commander Software, LLC (951) 672-6257 28999 Old Town Front Street, Suite 203 Temecula, CA 92590											By Follow-Up Date	
Customer Name	Status	Date Created	Follow Up Date	Date Closed	Move In Date	Days Active	Reason	Source	Phones	Contact Type	Req Date	
WADE, BRIAN	Open	4/22/2018	4/22/2018			538		Penny Saver	(920) 458-6131 (Primary)	Walkin	4/22/2018	
WEHMEYER, CURTIS	Open	4/22/2018	4/22/2018			538		Drive By	(216) 541-1716 (Primary)	Walkin	4/22/2018	
WHITE, BOBBY	Open	4/22/2018	4/22/2018			538		Billboard	(256) 531-7872 (Primary)	Walkin	4/22/2018	
Bradley, Tieron	Open	12/27/2018	12/27/2018			289	Clean Facility	Billboard	(565) 555-5555 (Primary)	Walkin	12/27/2018	
Total: 88												

Contacts by Category

List each contact for the selected time period grouped by category.

Empower Storage Network											Contacts By Category	
Storage Commander Software, LLC (951) 672-6257 28999 Old Town Front Street, Suite 203 Temecula, CA 92590											January 1, 2019 to October 11, 2019	
Customer Name	Status	Date Created	Follow Up Date	Date Closed	Move In Date	Days Active	Reason	Source	Phones	Contact Type	Req Date	
Category:												
Automatit, Test	Open	9/23/2019			9/23/2019	19			(520) 293-4608 (Primary)	Walkin	9/23/2019	
Clarke, Marcus	Open	4/9/2019			4/13/2019	186			(877) 672-6257 (Primary)	Walkin	4/9/2019	
IVETUN, TIMOTHY	Converted	6/24/2019		6/24/2019	6/24/2019	2				Walkin	6/24/2019	
Missy, Test	Converted	9/12/2019		9/12/2019	9/12/2019	2				Walkin	9/12/2019	
Missy, Test	Converted	7/25/2019		7/25/2019	7/25/2019	1				Walkin	7/25/2019	
smith, bobby	Converted	8/14/2019		8/14/2019	8/14/2019	1				Walkin	8/14/2019	
TEST	Converted	6/14/2019		6/14/2019	6/14/2019	2				Walkin	6/14/2019	
Test, Automatit	Open	7/24/2019			7/25/2019	80			(555) 555-5555 (Primary)	Walkin	7/24/2019	
Test, Automatit	Open	7/22/2019			7/23/2019	82			(555) 555-5555 (Primary)	Walkin	7/22/2019	
Test, Automatit	Open	9/3/2019			9/3/2019	39				Walkin	9/3/2019	
Test, Automatit	Open	9/3/2019			9/3/2019	39				Walkin	9/3/2019	
User, test	Open	6/3/2019			6/3/2019	131			(555) 555-5555 (Primary)	Walkin	6/3/2019	
User, test	Open	6/6/2019			6/6/2019	128			(555) 555-5555 (Primary)	Walkin	6/6/2019	
Washington, Izayah	Converted	7/30/2019		7/30/2019	7/30/2019	2			(519) 555-1212 (Primary)	Walkin	7/30/2019	
Washington, Laythan	Converted	7/30/2019		7/30/2019	7/30/2019	2			(951) 555-1212 (Primary)	Walkin	7/30/2019	
Count: 15												
Category: Local Resident												
Test, Carrie	Open	7/24/2019			8/1/2019	80	Location	Drive By	(951) 999-9999 (Primary)	Walkin	7/24/2019	
Test, Training	Converted	7/24/2019		7/24/2019	7/24/2019	2	Clean Facility	Penny Saver	(951) 123-4567 (Primary)	Internet	7/24/2019	
Count: 2												
Category: Military												
Test	Converted	7/24/2019		7/24/2019	7/24/2019	1	Price	Drive By		Walkin	7/24/2019	
TEST, RESERVE	Open	6/14/2019			6/14/2019	120	Good Security	Penny Saver		Walkin	6/14/2019	
Count: 2												
Total: 19												

Contact Reports

Contacts by Source

List each contact for the selected time period, grouped by source (How did you hear about us?).

Empower Storage Network										Contacts By Source		
Storage Commander Software, LLC (951) 672-6257 28999 Old Town Front Street, Suite 203 Temecula, CA 92590										January 1, 2019 to October 11, 2019		
Customer Name	Status	Date Created	Follow Up Date	Date Closed	Move In Date	Days Active	Reason	Category	Phones	Contact Type	Req Date	
Source: Coupon												
GARCIA, JAMES K.	Converted	1/20/2016	1/19/2016	6/14/2016	6/17/2016	-147			(859) 399-9294 (Primary)	WalkIn	11/19/2015	
GREENBURG, DAVE	Converted	6/26/2016	1/22/2016	6/26/2016	6/26/2016	1	Location	Military	(206) 940-9991 (Primary)	WalkIn	6/26/2016	
Count: 2												
Source: Drive By												
FORRESTER, JIM D.	Converted	1/20/2016	1/19/2016	6/3/2016	6/2/2016	-132		Out of State Customer	(932) 948-5858 (Primary)	WalkIn	12/3/2015	
FULBRIGHT, JOHN	Converted	6/20/2016		6/20/2016	6/23/2016	-2	Price	Local Resident	(334) 555-4583 (Primary)	WalkIn	6/20/2016	
GATES, ABIGALE	Converted	1/23/2016	1/20/2016	6/19/2016	6/22/2016	-149			(475) 723-4862 (Primary)	WalkIn	10/29/2015	
HABINIEGHT, MARTHA L.	Converted	1/20/2016	1/19/2016	6/30/2016	6/30/2016	-160			(939) 995-4959 (Primary)	WalkIn	12/16/2015	
Watkins, Julie	Converted	6/16/2016		6/16/2016	6/19/2016	-2	Location	Local Resident	(951) 672-6257 (Primary)	WalkIn	6/16/2016	
Count: 5												
Source: Penny Saver												
FARR, ROBERT	Converted	1/23/2016	1/22/2016	6/22/2016	6/22/2016	-150			(814) 472-3673 (Primary)	WalkIn	1/23/2016	
FILLOW, FRANK F.	Converted	1/20/2016	1/19/2016	6/4/2016	6/6/2016	-136			(888) 828-8282 (Primary)	WalkIn	12/15/2015	
GREEN, JEAN	Converted	1/23/2016	1/22/2016	6/21/2016	6/20/2016	-147			(859) 296-4423 (Primary)	WalkIn	1/23/2016	
Count: 3												
Source: Phonebook												
ESCOBAR, ISRAELI	Converted	1/20/2016	1/19/2016	6/4/2016		1			(949) 499-4944 (Primary)	WalkIn	12/16/2015	
GARCIA, JASON	Converted	1/23/2016	1/22/2016	6/13/2016	6/15/2016	-142			(607) 869-3486 (Primary)	WalkIn	1/23/2016	
GARFIELD, YVONE	Converted	1/23/2016	1/22/2016	6/15/2016	6/18/2016	-146			(989) 967-3308 (Primary)	WalkIn	1/23/2016	
Count: 3												
Source: Referral												
BURTON, DORIS	Converted	6/22/2016	1/20/2016	6/22/2016	6/22/2016	1	Seasonal Customer	Local Resident	(712) 764-9137 (Primary)	WalkIn	6/22/2016	
FULBRIGHT, JOHN	Converted	6/7/2016	1/22/2016	6/20/2016	6/23/2016	-14	Location	Out of State Customer	(334) 555-4583 (Primary)	WalkIn	6/7/2016	
Count: 2												
Total: 15												

Open Contacts

List of "Open" contacts that have not rented or have been lost. Includes reservations.

Empower Storage Network										Open Contacts		
Storage Commander Software, LLC (951) 672-6257 28999 Old Town Front Street, Suite 203 Temecula, CA 92590										September 1, 2019 to September 30, 2019		
Customer Name	Follow Up Date	Source	Phones	Size	Contact Type	Appt	Appt. Date	Req Date	Expiration Date			
WILSON, PETE	4/20/2018	Drive By	(978) 860-1861 (Primary)		WalkIn	No		4/20/2018				
WOOD, JON	4/20/2018	Phonebook	(985) 479-5533 (Primary)		WalkIn	No		4/20/2018				
Count: 88												

Contract Reports

Contract Reports

Access Codes	49
Active Contracts by Next Billing Date	49
Active Contracts by Paid-Through Date	50
Active Contracts by Status	51
Auto Payments.....	51
Auto Payments- By Name	52
Billing Plans.....	52
Billing Plans- DETAIL.....	53
Birthdays.....	54
Contract Activity.....	54
Contracts with Invoices.....	55
Customer Details	55
Customer List	55
Delinquent Contracts.....	56
Email Addresses	56
Email by Site- Business	56
Email by Site- Residential.....	56
Expiring Credit Cards	56
History of Letters Sent	58
Inactive Contract Status.....	58
Inventory Items	58
Last Rate Change	57
Late Contracts	58
Late Contracts by Customer	58
Late Contracts by Paid Through Date.....	59
Late Contracts by Unit	59
Late Status	59
Lease Deposit.....	60
Lease Expiration	60
Lock Changes.....	61
Move-In Summary.....	61
Move Out Summary	62
Overlock Status	62

Contract Reports

Pending Rate Changes	63
Rate Change History	63
Rate Change Review	64
Recurring Products	64
Rent Roll by Customer	67
Rent Roll by Move-In	67
Rent Roll by Unit	67
Reservations by Customer	67
Reservations by Date.....	67
Reservations by Unit.....	67
Revert Rate	67
Scheduled Auctions	69
Scheduled Move-Outs by Unit.....	69
Scheduled Move-Outs by Date.....	69
Statement History	70
Tax Exempt Customers	71
Tenant Listing.....	71
Transaction History	72
Vacate Report	72

Contract Reports

Access Code

List all customer in the facility, with or without gate access code, and provides the customers time zone, key pad, and unit number. Includes a count of total active customers.

Empower Storage Network				Access Codes
Customer Name	Time Zone	Key Pad	Access Code	Unit
Missy, Test				15
MONTGOMERY, MAUD	1	1		58
National Imports	1	1	51289	WH-1
New Move-In, Test				59
New Move-In, Test				56
Pinecrest Moving	1	1	4544	187
THOMAS, JEFFERSON	1	1	41326	85
user, test				63
WALKER, MICHAEL	1	1		94
Washington, Izayah				88
Washington, Laythan				74
Watkins, Julie	1	1	33344	126
Young's Fresh Fish	1	1	999999	9
Count: 81				

Active Contracts by Next Billing Date

List active customers (customer renting units) by the Next Billing date for the given time period. Includes name, unit number, next billing date, paid through date, balances, phone number, rate and delinquency status.

Empower Storage Network		Active Customers by Next Billing Date							
Storage Commander Software, LLC (951) 672-6257		Monday, 14 October, 2019							
28999 Old Town Front Street, Suite 203 Temecula, CA 92590		Name	Unit	Next Billing	Paid Through	Balance	Phone	Rate	Delinquency Status
		ANTONIO, JEREMY	57	11/11/2019	8/10/2019	380.85	(607) 414-2063	\$90.00	QualifyForAuction
		B & H Auto Parts	110	11/11/2019	10/10/2018	2,780.00	(951) 672-6257	\$210.00	Overlocked
		BARNES, GEORGE	54	11/11/2019	7/10/2019	430.00	(608) 817-1324	\$90.00	QualifyForAuction
		CAMPBELL, DEBRA	21	11/11/2019	10/10/2018	1,070.35	(401) 628-2285	\$70.00	QualifyForAuction
		MONTGOMERY, MAUD	58	11/11/2019	7/10/2019	430.00	(405) 840-0222	\$90.00	QualifyForAuction
		11/12/2019							
		CAMPBELL, THELMA	6	11/12/2019	10/11/2018	668.00	(617) 253-2506	\$46.00	QualifyForAuction
		DOWGEN, JONATHAN	67	11/12/2019	7/11/2019	430.00	(917) 525-5081	\$90.00	QualifyForAuction
		EMORY, JOSPEH	65	11/12/2019	7/11/2019	430.00	(214) 450-1805	\$90.00	QualifyForAuction
		JS Auto Sales	114	11/12/2019	9/11/2018	2,990.00	(714) 226-5534	\$210.00	Overlocked
		KAHN, FRANCISCA	75	11/12/2019	10/11/2018	1,222.00	(770) 671-5018	\$90.00	QualifyForAuction
		11/13/2019							
		BEARTWELL, BRANDI	30	11/13/2019	10/12/2018	1,080.35	(337) 977-3961	\$70.00	Auction
		BOZEK, BRADLEY	72	11/13/2019	6/12/2018	1,387.00	(203) 729-5789	\$90.00	DenyGateAccess
		BRAY, HAROLD	53	11/13/2019	9/12/2018	1,144.00	(765) 492-9157	\$90.00	DenyGateAccess
		GARCIA, JASON	138	11/13/2019	10/12/2018	1,414.35	(607) 869-3486	\$114.00	QualifyForAuction
		SMITH, THOMAS	154	11/13/2019	10/12/2018	1,478.00	(951) 672-6257	\$110.00	QualifyForAuction
		11/14/2019							
		Susans Deli	1	11/14/2019	10/13/2019	21.00	(910) 737-7802	\$46.00	PastDue
		te,	12	11/14/2019	11/16/2018	610.00		\$45.00	QualifyForAuction
		11/15/2019							
		Power, Blair	52	11/15/2019	11/14/2019	-155.00		\$155.00	Current
		12/17/2019							
		Power, Blair	62	12/17/2019	12/16/2019	-93.00		\$90.00	Current
		1/10/2020							
		BERRY, ANDREW	151	1/10/2020	1/9/2020	-220.00	(305) 487-7759	\$110.00	Current
		1/13/2020							
		BERRY, ANDREW	150	1/13/2020	1/12/2020	-10.00	(305) 487-7759	\$110.00	Current
		2/1/2020							
		Test,	153	2/1/2020	1/31/2020	-197.85		\$110.00	Current
		Total Active Customers : 81		Total:		\$92,397.02			

Contract Reports

Active Contracts by Paid-Through Date

List all active customers (customers renting one or multiple units) in order by the paid through date for each unit. Includes name, unit number, paid through date, balance, phone number, rate and status. Totals are provided for each balance category.

Empower Storage Network		Active Customers by Paid -Through Date				
Storage Commander Software, LLC 28999 Old Town Front Street, Suite 203 Temecula, CA 92590		(951) 672-6257	Monday, 14 October, 2019			
Name	Unit	Paid Through	Balance	Phone	Rate	Status
MAY, CHERYL	64	7/27/2019	340.00	(603) 466-4879	\$90.00	QualifyForAuction
7/28/2019						
LONG, PATRICE	99	7/28/2019	430.00	(515) 223-9130	\$120.00	QualifyForAuction
7/31/2019						
Washington, Izayah	88	7/31/2019	430.00	(619) 555-1212	\$120.00	QualifyForAuction
Washington, Laythan	74	7/31/2019	340.00	(951) 555-1212	\$90.00	QualifyForAuction
8/6/2019						
Go-Mobile	200	8/6/2019	5,150.00	(951) 672-6257	\$1,700.00	Overlocked
8/8/2019						
AGUIRRE, SILVIA.J.	60	8/8/2019	360.85	(874) 747-4848	\$90.00	QualifyForAuction
DIAS, DAVID	92	8/8/2019	468.85	(408) 683-3067	\$122.00	QualifyForAuction
8/9/2019						
BROWN, ANGELA	71	8/9/2019	340.00	(816) 222-6915	\$90.00	QualifyForAuction
8/10/2019						
ANTONIO, JEREMY	57	8/10/2019	360.85	(507) 414-2063	\$90.00	QualifyForAuction
8/13/2019						
smith, bobby	66	8/13/2019	313.28		\$90.00	QualifyForAuction
8/31/2019						
TEST,	8	8/31/2019	-1,545.00		\$-10.00	Current
10/9/2019						
Missy, Test	2	10/9/2019	30.00		\$45.00	DenyGateAccess
10/13/2019						
Susans Deli	1	10/13/2019	21.00	(910) 737-7802	\$46.00	PastDue
10/30/2019						
Missy, Test	15	10/30/2019	0.00		\$45.00	Current
11/14/2019						
Power, Blair	52	11/14/2019	-155.00		\$155.00	Current
12/16/2019						
Power, Blair	62	12/16/2019	-93.00		\$90.00	Current
1/9/2020						
BERRY, ANDREW	151	1/9/2020	-220.00	(305) 487-7759	\$110.00	Current
1/12/2020						
BERRY, ANDREW	150	1/12/2020	-10.00	(305) 487-7759	\$110.00	Current
Total Active Customers: 81		Total:		\$92,397.02		

Contract Reports

Active Contracts Status

List all active customers (customers renting one or multiple units) in order by status. Includes name, unit number, paid through date, balance, phone number, rate and status. Totals are provided for each balance category.

Empower Storage Network		Active Customer Status				
Storage Commander Software, LLC (951) 672-6257		by Unit				
28999 Old Town Front Street, Suite 203 Temecula, CA 92590		Monday, 14 October, 2019				
Name	Unit	Paid Through	Balance	Phone	Rate	Status
JANEL BARRETT	90	7/23/2019	498.85	(229) 672-1140 (Primary)	\$122.00	Auction
MITTIE P. BERTHIAUME	91	7/14/2019	430.00	(318) 482-3504 (Primary)	\$120.00	QualifyForAuction
DAVID DIAS	92	8/8/2019	468.85	(408) 683-3067 (Primary)	\$122.00	QualifyForAuction
MICHAEL WALKER	94	7/25/2019	430.00	(304) 841-0123 (Primary)	\$120.00	QualifyForAuction
JEAN GREEN	97	10/17/2018	1,510.00	(859) 296-4423 (Primary)	\$120.00	QualifyForAuction
PATRICE LONG	99	7/28/2019	430.00	(515) 223-9130 (Primary)	\$120.00	QualifyForAuction
B & H Auto Parts	110	10/10/2018	2,780.00	(951) 672-6257 (Primary)	\$210.00	Overlocked
Lotmen Fencing and Supplies	113	7/8/2019	1,037.80	(619) 882-7762 (Primary)	\$210.00	QualifyForAuction
JS Auto Sales	114	9/11/2018	2,990.00	(714) 226-5534 (Primary)	\$210.00	Overlocked
WILLIAM CASHION	122	10/14/2018	1,248.00	(307) 224-0330 (Primary)	\$114.00	QualifyForAuction
ERICKA J. ELIAS	123	9/16/2018	1,343.00	(999) 393-9394 (Primary)	\$114.00	QualifyForAuction
Julie Watkins	126	10/16/2018	1,621.90	(951) 672-6257 (Primary)	\$114.00	QualifyForAuction
JACOB CAMACHO	129	10/14/2018	1,228.00	(502) 857-6293 (Primary)	\$114.00	Overlocked
PAUL STOUT	130	10/18/2018	1,070.20	(435) 527-2204 (Primary)	\$114.00	DenyGateAccess
JANNET CROOKER.	131	9/1/2018	1,535.30	(215) 552-6536 (Primary)	\$114.00	QualifyForAuction
CAROL DAVIS	132	8/6/2018	1,533.00	(501) 959-5905 (Primary)	\$114.00	QualifyForAuction
FRANK F. FILLLOW	135	10/3/2018	1,433.35	(888) 828-8282 (Primary)	\$114.00	QualifyForAuction
JASON GARCIA	138	10/12/2018	1,414.35	(607) 869-3486 (Primary)	\$114.00	QualifyForAuction
VICTORA COTTON	140	9/19/2018	1,343.00	(785) 857-8014 (Primary)	\$114.00	QualifyForAuction
BRANDON CARAWAY	142	10/17/2018	1,331.40	(713) 390-9964 (Primary)	\$114.00	QualifyForAuction
DALE LONGINO	145	9/20/2018	1,343.00	(603) 781-6514 (Primary)	\$114.00	QualifyForAuction
ANDREW BERRY	150	1/12/2020	-10.00	(305) 487-7759 (Primary)	\$110.00	Current
ANDREW BERRY	151	1/9/2020	-220.00	(305) 487-7759 (Primary)	\$110.00	Current
Test	153	1/31/2020	-197.85		\$110.00	Current
THOMAS SMITH	154	10/12/2018	1,478.00	(951) 672-6257 (Primary)	\$110.00	QualifyForAuction
DAVE GREENBURG	176		0.00	(206) 940-9991 (Primary)	\$145.00	Current
Marcus Clarke	177		0.00	(877) 672-6257 (Primary)	\$145.00	Current
ELIZABETH BIANCO	178	9/15/2018	2,370.35	(419) 470-8377 (Primary)	\$145.00	QualifyForAuction
DORIS BURTON	179		0.00	(712) 764-9137 (Primary)	\$145.00	Current
EARL JARAMILLO	181	9/27/2018	1,955.00	(609) 487-9400 (Primary)	\$145.00	QualifyForAuction
ISRAELI. ESCOBAR	182	8/31/2018	2,005.00	(949) 499-4944 (Primary)	\$145.00	QualifyForAuction
Shay M. Burton	183	9/19/2018	2,045.35	(212) 938-3888 (Primary)	\$145.00	QualifyForAuction
JIM D. FORRESTER	185	8/6/2018	2,245.00	(932) 948-5858 (Primary)	\$145.00	QualifyForAuction
Pinecrest Moving	187	10/15/2018	1,790.00	(512) 929-6872 (Primary)	\$145.00	Overlocked
JOHN FULBRIGHT	189	10/20/2018	1,810.00	(334) 555-4583 (Primary)	\$145.00	QualifyForAuction
JOHN FULBRIGHT	190	10/20/2018	1,810.00	(334) 555-4583 (Primary)	\$145.00	QualifyForAuction
Go-Mobile	200	8/6/2019	5,150.00	(951) 672-6257 (Primary)	\$1,700.00	Overlocked
National Imports	WH-1	9/19/2018	15,650.00	(951) 672-6257 (Primary)	\$1,200.00	Overlocked
Total Active Customers : 87			Total: \$92,397.02			

Auto Payments

Lists all customers enrolled in automatic payment. Provides the unit number, customer name, account number, name on card, expiration date, postal code, billing address, paid through date, pay on day, payment type. Cards expiring before the next billing date are also noted.

Empower Storage Network		Contracts On Auto Payment							
Storage Commander Software, LLC (951) 672-6257		Monday, 14 October, 2019							
28999 Old Town Front Street, Suite 203 Temecula, CA 92590									
Unit	Customer Name	Account Number	Name On Card	Exp Date	Postal Code	Bill Address	Paid Through	Pay On Day	Payment Type
1	Susans Deli	411111...1111	carolyn bland	12/20	92671	2741 ARMORY ROAD	10/13/2019	14	CreditCard
57	JEREMY ANTONIO	...					8/10/2019	11	CreditCard
153	Test	...					1/31/2020	1	CreditCard
Total: 3									

Contract Reports

Auto Payments- By Name

Lists all customers enrolled in automatic payment in order by name. Provides the unit number, customer name, account number, name on card, expiration date, postal code, billing address, paid through date, pay on day, payment type. Cards expiring before the next billing date are also noted.

Empower Storage Network							Contracts On Auto Payment by Name			
Storage Commander Software, LLC (951) 672-6257 28999 Old Town Front Street, Suite 203 Temecula, CA 92590							Monday, 14 October, 2019			
Customer Name	Unit	Account Number	Name On Card	Exp Date	Postal Code	Bill Address	Paid Through	Pay On Day	Payment Type	
ANTONIO, JEREMY	57	...					8/10/2019	11	CreditCard	
Susans Deli	1	411111...1111	carolyn bland	12/20	92671	2741 ARMORY ROAD	10/13/2019	14	CreditCard	
Test.	153	...					1/31/2020	1	CreditCard	
Total: 3										

Billing Plans

Lists all contracts linked by the billing plan. Provides customer name, unit number, rate, fees, discounts, total amount. Totals are provided for each category.

Empower Storage Network							Contract Billing Plans			
Billing Plan : 1st Of Month										
Customer Name	Unit	Rate	Fees	Discounts	Total					
smith, bobby	66	\$90.00	\$0.00	\$0.00	\$90.00					
IVETUN, TIMOTHY	14	\$45.00	\$0.00	\$0.00	\$45.00					
Washington, Izayah	88	\$120.00	\$0.00	\$0.00	\$120.00					
Missy, Test	2	\$45.00	\$0.00	\$0.00	\$45.00					
Washington, Laythan	74	\$90.00	\$0.00	\$0.00	\$90.00					
Test	153	\$110.00	\$6.95	\$104.50	\$122.45					
TEST	8	-\$10.00	\$0.00	\$0.00	-\$10.00					
Missy, Test	15	\$45.00	\$0.00	\$0.00	\$45.00					
Count: 9		\$645.00	\$6.95	\$104.50	\$547.45					
Billing Plan : Commercial										
Customer Name	Unit	Rate	Fees	Discounts	Total					
Young's Fresh Fish	9	\$46.00	\$0.00	\$0.00	\$46.00					
Pinecrest Moving	187	\$145.00	\$0.00	\$0.00	\$145.00					
CAMACHO, JACOB	129	\$114.00	\$0.00	\$0.00	\$114.00					
JS Auto Sales	114	\$210.00	\$0.00	\$0.00	\$210.00					
Susans Deli	1	\$46.00	\$0.00	\$0.00	\$46.00					
B & H Auto Parts	110	\$210.00	\$0.00	\$0.00	\$210.00					
National Imports	WH-1	\$1,200.00	\$0.00	\$0.00	\$1,200.00					
Go-Mobile	200	\$1,700.00	\$0.00	\$0.00	\$1,700.00					
CLARK, BILLIE	86	\$122.00	\$0.00	\$0.00	\$122.00					
Count: 9		\$3,793.00	\$0.00	\$0.00	\$3,793.00					
Billing Plan : Military										
Customer Name	Unit	Rate	Fees	Discounts	Total					
STOUT, PAUL	130	\$114.00	\$0.00	\$102.60	\$11.40					
BOZEK, BRADLEY	72	\$90.00	\$0.00	\$81.00	\$9.00					
BRAY, HAROLD	53	\$90.00	\$0.00	\$81.00	\$9.00					
THOMAS, JEFFERSON	85	\$122.00	\$0.00	\$0.00	\$122.00					
Count: 4		\$416.00	\$0.00	\$264.60	\$151.40					
Billing Plan : Storage & RV										
Customer Name	Unit	Rate	Fees	Discounts	Total					
COLLIER, ANNA	22	\$70.00	\$6.95	\$0.00	\$76.95					
BEARTWELL, BRANDI	30	\$70.00	\$6.95	\$0.00	\$76.95					
GARFIELD, YVONE	55	\$90.00	\$16.95	\$0.00	\$106.95					
LONG, PATRICE	99	\$120.00	\$0.00	\$0.00	\$120.00					
ESCOBAR, ISRAEL I.	182	\$145.00	\$0.00	\$0.00	\$145.00					
Lotmen Fencing and Supplies	113	\$210.00	\$31.95	\$0.00	\$241.95					
te	12	\$45.00	\$0.00	\$0.00	\$45.00					
BIANCO, ELIZABETH	178	\$145.00	\$31.95	\$0.00	\$176.95					
CARAWAY, BRANDON	142	\$114.00	\$6.95	\$0.00	\$120.95					
BARRETT, JANEL	90	\$122.00	\$6.95	\$0.00	\$128.95					
MONTGOMERY, MAUD	58	\$90.00	\$0.00	\$0.00	\$90.00					
GARCIA, JASON	138	\$114.00	\$6.95	\$102.60	\$132.35					
New Move-In, Test	59	\$90.00	\$0.00	\$0.00	\$90.00					
CAMPBELL, DEBRA	21	\$70.00	\$6.95	\$0.00	\$76.95					
SMITH, THOMAS	154	\$110.00	\$0.00	\$99.00	\$11.00					
user, test	63	\$90.00	\$0.00	\$0.00	\$90.00					
FULBRIGHT, JOHN	189	\$145.00	\$0.00	\$0.00	\$145.00					
CROOKER, JANNET	131	\$114.00	\$6.95	\$0.00	\$120.95					
DOMINGUEZ, PRISCILLA	50	\$90.00	\$0.00	\$0.00	\$90.00					
CASHION, WILLIAM	122	\$114.00	\$0.00	\$0.00	\$114.00					
Count: 61		\$6,375.00	\$279.90	\$485.10	\$6,169.80					
Total Count: 83		\$11,229.00	\$286.85	\$854.20	\$10,661.65					

Contract Reports

Billing Plans- Detail

Lists all contracts linked by the billing plan. Provides customer name, unit number, rate, fees, discounts, total amount. Totals are provided for each category.

Empower Storage Network		Contract Billing Plans				
Customer Name	Unit	Rate	Fees	Discounts	Total	
Billing Plan : 1st Of Month						
IVETUN, TIMOTHY	14	\$45.00	\$0.00	\$0.00	\$45.00	
Missy, Test	2	\$45.00	\$0.00	\$0.00	\$45.00	
Missy, Test	15	\$45.00	\$0.00	\$0.00	\$45.00	
smith, bobby	66	\$90.00	\$0.00	\$0.00	\$90.00	
Test	153	\$110.00	\$6.95	-\$5.50	\$221.45	
Burglary (\$1,000 @ 50%)			6.95			
5% Off Winter Special				-5.50		
TEST	8	-\$10.00	\$0.00	\$0.00	-\$10.00	
Washington, Izayah	88	\$120.00	\$0.00	\$0.00	\$120.00	
Washington, Laythan	74	\$90.00	\$0.00	\$0.00	\$90.00	
Count: 8		\$645.00	\$6.95	-\$5.50	\$646.45	
Billing Plan : Commercial						
B & H Auto Parts	110	\$210.00	\$0.00	\$0.00	\$210.00	
CAMACHO, JACOB	129	\$114.00	\$0.00	\$0.00	\$114.00	
CLARK, BILLIE	86	\$122.00	\$0.00	\$0.00	\$122.00	
Go-Mobile	200	\$1,700.00	\$0.00	\$0.00	\$1,700.00	
JS Auto Sales	114	\$210.00	\$0.00	\$0.00	\$210.00	
National Imports	WH-1	\$1,200.00	\$0.00	\$0.00	\$1,200.00	
Pinecrest Moving	187	\$145.00	\$0.00	\$0.00	\$145.00	
Susans Deli	1	\$46.00	\$0.00	\$0.00	\$46.00	
Young's Fresh Fish	9	\$46.00	\$0.00	\$0.00	\$46.00	
Count: 9		\$3,793.00	\$0.00	\$0.00	\$3,793.00	
Billing Plan : Military						
BOZEK, BRADLEY	72	\$90.00	\$0.00	-\$9.00	\$81.00	
Military Discount				-9.00		
BRAY, HAROLD	53	\$90.00	\$0.00	-\$9.00	\$81.00	
Military Discount				-9.00		
STOUT, PAUL	130	\$114.00	\$0.00	-\$11.40	\$102.60	
Military Discount				-11.40		
THOMAS, JEFFERSON	85	\$122.00	\$0.00	\$0.00	\$122.00	
Count: 4		\$416.00	\$0.00	-\$29.40	\$386.60	
Billing Plan : Storage & RV						
ADAMEK, LEANNA	69	\$90.00	\$6.95	\$0.00	\$96.95	
Burglary (\$1,000 @ 50%)			6.95			
AGUIRRE, SILVIA J.	60	\$90.00	\$6.95	\$0.00	\$96.95	
Burglary (\$1,000 @ 50%)			6.95			
ANTONIO, JEREMY	57	\$90.00	\$6.95	\$0.00	\$96.95	
Burglary (\$1,000 @ 50%)			6.95			
Aquirre, Silvia	87	\$122.00	\$6.95	\$0.00	\$128.95	
Burglary (\$1,000 @ 50%)			6.95			
BARNS, GEORGE	54	\$90.00	\$0.00	-\$9.00	\$81.00	
Senior Discount				-9.00		
BARRETT, JANEL	90	\$122.00	\$6.95	\$0.00	\$128.95	
Burglary (\$1,000 @ 50%)			6.95			
BEARTWELL, BRANDI	30	\$70.00	\$6.95	\$0.00	\$76.95	
Burglary (\$1,000 @ 50%)			6.95			
BEASLEY, MARILYN	80	\$122.00	\$6.95	\$0.00	\$128.95	
Burglary (\$1,000 @ 50%)			6.95			
BERRY, ANDREW	151	\$110.00	\$0.00	\$0.00	\$110.00	
BERRY, ANDREW	150	\$110.00	\$0.00	\$0.00	\$110.00	
BERTHAUME, MITTIE P.	91	\$120.00	\$0.00	\$0.00	\$120.00	
Count: 60		\$6,375.00	\$279.90	-\$53.90	\$6,601.00	
Total Count: 81		\$11,229.00	\$286.85	-\$88.80	\$11,427.05	

Contract Reports

Birthdays

Includes all customers, both active and inactive, who's birth date was entered into the Customer Information screen. Customers are listed by birth month. Includes customer name, birthday, move-in date, move-out date, unit (if active) and age.

Empower Storage Network		Customer Birthdays				
Storage Commander Software, LLC (951) 672-6257 28999 Old Town Front Street, Suite 203 Temecula, CA 92590						
Customer Name	Birthday	Move In	Move Out	Unit	Age	
January						
IVETUN, TIMOTHY	01/01/1962	6/24/2019		14	57	
February						
SMITH, JULIA	02/10/1957	8/15/2018		82	62	
Watkins, Julie	02/10/1957	9/17/2018		126	62	
Lotmen Fencing and Supplies	02/03/1971	5/9/2018		113	48	
March						
SMITH, THOMAS	03/12/1953	8/13/2018		154	66	
April						
B & H Auto Parts	04/04/1962	5/11/2018		110	57	
May						
THOMAS, JEFFERSON	05/21/1966	5/19/2018		85	53	
June						
JS Auto Sales	06/05/1974	6/12/2018		114	45	
August						
Washington, Laythan	08/15/2019	7/30/2019		74		
September						
Washington, Izayah	09/20/2010	7/30/2019		88	9	
November						
Go-Mobile	11/09/1966	5/7/2018		200	52	
Count: 11						

Contract Activity

Summary of transactions broken down by transaction type. Used with a single contract selection. Provides move in date and time, name of customer, unit number, unit size, rate, paid through date, insurance and current balance. Totals are provided for each transaction type.

Empower Storage Network		Contract Activity					
Storage Commander Software, LLC (951) 672-6257 28999 Old Town Front Street, Suite 203 Temecula, CA 92590		January 1, 2019 to October 14, 2019					
Date	Name	Unit	Size	Rate	Paid Thru	Insurance	Current Balance
Move In							
6/14/2019 12:58:20PM	TEST	8	5 X 5	-\$10.00	8/31/2019		-\$1,545.00
6/24/2019 3:45:57PM	IVETUN, TIMOTHY	14	5 X 5	\$45.00	6/30/2019		\$250.00
7/24/2019 9:57:12AM	Test	A110	1 X 1	\$95.00		Burglary (\$1,000 @ 50%)	6.95
7/24/2019 1:40:49PM	Test, Training	83	10 X 20	\$120.00			\$0.00
7/26/2019 10:25:06AM	Missy, Test	15	5 X 5	\$45.00	10/30/2019		\$0.00
7/30/2019 1:46:57PM	Washington, Izayah	88	10 X 20	\$120.00	7/31/2019		\$430.00
7/30/2019 2:04:18PM	Washington, Laythan	74	10 X 10	\$90.00	7/31/2019		\$340.00
8/14/2019 10:48:38AM	smith, bobby	66	10 X 10	\$90.00	8/13/2019		\$313.28
9/12/2019 2:12:59PM	Missy, Test	2	5 X 5	\$45.00	10/9/2019		\$30.00
Count: Move In 9							
Move Out							
1/8/2019 12:56:19PM	Jones, Bob	8	5 X 5	\$45.00			\$0.00
7/24/2019 2:04:32PM	Test, Training	40	5 X 10	\$70.00			\$0.00
7/25/2019 2:34:38PM	Test, Carrie	28	5 X 10	\$70.00			-\$4.60
9/16/2019 9:37:44AM	Power, Blair	51	10 X 10	\$90.00			\$0.00
9/20/2019 9:50:03AM	Jones, Bob	3	5 X 5	\$45.00			\$0.00
Count: Move Out 5							
Reservation							
4/9/2019 9:07:07AM	Clarke, Marcus	177	12 X 30	\$145.00			\$0.00
6/3/2019 8:54:10AM	user, test	156	12 X 35	\$400.00			\$0.00
6/6/2019 8:25:51AM	user, test	24	5 X 10	\$70.00			\$0.00
6/14/2019 12:54:52PM	TEST, RESERVE	8	5 X 5	\$45.00			\$0.00
7/22/2019 7:48:25PM	Test, Automatit	25	5 X 10	\$70.00			\$0.00
7/24/2019 3:55:14PM	Test, Carrie	28	5 X 10	\$70.00			-\$4.60
7/24/2019 11:25:41PM	Test, Automatit	156	12 X 35	\$400.00			\$0.00
9/3/2019 3:27:55PM	Test, Automatit	157	12 X 35	\$400.00			\$0.00
9/3/2019 3:38:39PM	Test, Automatit	158	12 X 35	\$400.00			\$0.00
9/23/2019 11:16:34AM	Automatit, Test	3	5 X 5	\$45.00			\$0.00
Count: Reservation 10							

Contract Reports

Contracts with Invoices

List of all active contracts that are on an invoice billing plan. Includes customer name, unit number, next billing date, rate, paid through date, late status, balance, aging 30, aging 31-61, aging 61+. Totals are provided for the count.

Empower Storage Network		Customers to Recieve Invoices								
Storage Commander Software, LLC 28999 Old Town Front Street, Suite 203 Temecula, CA 92590		(951) 672-6257 January 1, 2019 to October 14, 2019								
Customer Name	Unit	Next Billing	Rate	Paid Thru	Late Status	Balance	Aging 30	Aging 31-60	Aging 61+	
Count:										

Customer Details

A complete information sheet for a selected customer. Includes names, address, phone information for the customer, alternate contact and employer. Also includes all notes, commented and a current financial and late status for each unit currently rented by the customer. This report will include personal information that is housed on the customer details page in the contract.

Empower Storage Network		Customer Detail					
Storage Commander Software, LLC 28999 Old Town Front Street, Suite 203 Temecula, CA 92590		(951) 672-6257 10/15/2019					
Personal Information							
Name:	COLLIER, ANNA	Status:	Active				
BirthDay:		Age:	0				
Drivers Lic #:	a2315932	St:	CA	Exp:	12/31/2019		
E-mail:	Anna@gmail.com	Tax ID:	12365	Exempt:	True		
Addresses							
StreetAddress	City	Region	PostalCode	AddressType	Description		
1906 LYNCH STREET	SAN FRANCISCO	CA	94107	Primary			
Phone							
Description	Extension	PhoneType					
(951) 256-9958		Cell					
(925) 234-8671		Primary					
Other Information							
Access Code:	8009	Timezone:	1	Keypad:	1	Military Branch:	N/A
Financial Information							
Unit Name	Paid Through	Balance	Rate	Move In Date	Overlock Status	Deny Access	
22	9/19/2018	1,070.35	70.00	6/20/2018	Overlocked	True	
Comments							
Comment *	Looking for a large RV space close to her storage unit.					Date & Time	10/15/2019 1:00:19PM
Notes							

Customer List

List each customer's full customer information. Includes name, status, unit number, balance, phone number and address. Totals are provided for the count.

Empower Storage Network		Customer List				
Storage Commander Software, LLC 28999 Old Town Front Street, Suite 203 Temecula, CA 92590		(951) 672-6257				
Customer Name	Status	Unit	Balance	Phone Numbers	Primary Address	
THOMAS, JEFFERSON	Active	85	1,958.00	(177) 642-3007 (Primary)	1776 INDEPENDENCE AVE. FREEDUMB, CA 92	
user, test	Active	63	0.00	(555) 555-5555 (Primary)	123 testtest, NY 12345	
WALKER, MICHAEL	Active	94	430.00	(304) 841-0123 (Primary)	4319 KELLY DRIVECLARKSBURG, WV 92226	
Washington, Izayah	Active	88	430.00	(619) 555-1212 (Primary)	1234 Howdy Ave. Murrieta, CA 92562	
Washington, Laythan	Active	74	340.00	(951) 555-1212 (Primary)	1234 Adonis Ave Murrieta, CA 92563	
Watkins, Julie	Active	126	1,621.90	(Primary)	41695 Date St. MURRIETA, CA 92562	
Young's Fresh Fish	Active	9	556.00	(951) 672-6257 (Primary) (903) 850-2279 (Primary)	4929 GRANT STREET 1000 PALMS, CA 92276	
Count: 87						

Contract Reports

Delinquent Contracts

Lists all “late” units within the facility. A “Late” unit is any unit that has progressed into one of the lien steps. Late steps are setup in the Configuration Manager “Accounting | Lien Status” menu. The report categorizes by late step and includes the customer’s name, unit number, late step, date entered, overlocked status, denied access, days late, paid through date, balance, primary phone number. Totals are shown for each late step and a grand total. The report is designed to assist the manager with collection calls provide overall visibility into late customers with average days late and payment information. Also see the **Collection Worksheet** report.

Empower Storage Network										Delinquent Contracts	
										Tuesday, 15 October, 2019	
Name	Unit	Late Step	Date Entered	Overlock	Denied Access	Days Late	Paid Through	Balance	Primary Phone		
Storage Commander Software, LLC											
PastDue											
Susans Dell	1			NotOverlocked	No	1	10/13/2019	21.00	(910) 737-7802 (Primary)		
Count: 1						Total:		\$21.00			
DenyGate											
Test Missy	2	Step 1 - Late	10/14/2019	NotOverlocked	Yes	5	10/9/2019	30.00			
PAUL STOUT	130	Step 1 - Late	11/3/2018	11: NotOverlocked	Yes	361	10/18/2018	1,070.20	(435) 527-2204 (Primary)		
HAROLD BRAY	53	Step 1 - Late	9/29/2018	1: NotOverlocked	Yes	397	9/12/2018	1,144.00	(765) 492-9157 (Primary)		
JEFFERSON THOMAS	85	Step 1 - Late	7/6/2018	12: NotOverlocked	Yes	483	6/18/2018	1,958.00	(177) 642-3007 (Primary)		
BRADLEY BOZEK	72	Step 1 - Late	7/1/2018	12: NotOverlocked	Yes	489	6/12/2018	1,387.00	(203) 729-5789 (Primary)		
Count: 5						Total:		\$5,589.20			
Overlocked											
Go-Mobile	200	Interruption of Service	8/27/2019	1: AddOverlock	Yes	69	8/6/2019	5,150.00	(951) 672-6257 (Primary)		
Young's Fresh Fish	9	Interruption of Service	12/10/2018	1: Overlocked	Yes	329	11/19/2018	556.00	(903) 860-2279 (Primary)		
BILLIE CLARK	86	Interruption of Service	12/5/2018	1: Overlocked	Yes	334	11/14/2018	1,514.00	(904) 982-9700 (Primary)		
Pinecrest Moving	187	Interruption of Service	11/5/2018	12: Overlocked	Yes	364	10/15/2018	1,790.00	(512) 929-6872 (Primary)		
JACOB CAMACHO	129	Interruption of Service	11/3/2018	11: Overlocked	Yes	365	10/14/2018	1,342.00	(502) 857-6293 (Primary)		
B & H Auto Parts	110	Interruption of Service	10/31/2018	1: Overlocked	Yes	369	10/10/2018	2,780.00	(951) 672-6257 (Primary)		
National Imports	WH-1	Interruption of Service	10/10/2018	1: Overlocked	Yes	390	9/19/2018	15,650.00	(951) 672-6257 (Primary)		
JS Auto Sales	114	Interruption of Service	10/4/2018	1: Overlocked	Yes	398	9/11/2018	2,990.00	(714) 226-5534 (Primary)		
Count: 8						Total:		\$31,772.00			
QualifyForAuction											
bobby smith	66	Step 4 - Notice of Sale	9/7/2019	12: AddOverlock	Yes	62	8/13/2019	313.28			
JEREMY ANTONIO	57	Step 4 - Notice of Sale	9/4/2019	12: AddOverlock	Yes	65	8/10/2019	360.85	(507) 414-2063 (Primary)		
ANGELA BROWN	71	Step 4 - Notice of Sale	9/3/2019	12: AddOverlock	Yes	66	8/9/2019	340.00	(816) 222-6915 (Primary)		
SILVIA J. AGUIRRE	60	Step 4 - Notice of Sale	9/2/2019	12: AddOverlock	Yes	67	8/8/2019	360.85	(874) 747-4848 (Primary)		
DAVID DIAS	92	Step 4 - Notice of Sale	9/2/2019	12: AddOverlock	Yes	67	8/8/2019	468.85	(408) 683-3067 (Primary)		
Laythan Washington	74	Step 4 - Notice of Sale	8/25/2019	1: AddOverlock	Yes	75	7/31/2019	340.00	(951) 555-1212 (Primary)		
Izayah Washington	88	Step 4 - Notice of Sale	8/25/2019	1: AddOverlock	Yes	75	7/31/2019	430.00	(619) 555-1212 (Primary)		
PATRICE LONG	99	Step 4 - Notice of Sale	8/22/2019	1: AddOverlock	Yes	78	7/28/2019	430.00	(515) 223-9130 (Primary)		
CHERYL MAY	64	Step 4 - Notice of Sale	8/21/2019	1: AddOverlock	Yes	79	7/27/2019	340.00	(603) 466-4879 (Primary)		
MICHAEL WALKER	94	Step 4 - Notice of Sale	8/19/2019	1: AddOverlock	Yes	81	7/25/2019	430.00	(304) 841-0123 (Primary)		
Dave Downey	81	Step 4 - Notice of Sale	8/11/2019	12: AddOverlock	Yes	89	7/17/2019	430.00	(565) 666-6562 (Primary)		
PRISCILLA DOMINGUEZ	50	Step 4 - Notice of Sale	8/9/2019	12: AddOverlock	Yes	91	7/15/2019	340.00	(508) 901-9978 (Primary)		
YVONE GARFIELD	55	Step 4 - Notice of Sale	8/9/2019	12: AddOverlock	Yes	91	7/15/2019	390.85	(989) 967-3308 (Primary)		
Test New Move-In	56	Step 4 - Notice of Sale	8/8/2019	12: Overlocked	Yes	92	7/14/2019	395.00			

Contract Reports

Email Addresses

Lists all active customers email address and unit numbers. Totals are provided for the count.

Empower Storage Network		Customer Email Addresses	
Storage Commander Software, LLC		(951) 672-6257	
28999 Old Town Front Street, Suite 203 Temecula, CA 92590			
Customer Name	Unit	Email	
Aquirre, Silvia	87	silvia@storagecommander.com	
Automatit, Test	3	mmanis@automatit.net	
B & H Auto Parts	110	b&hAuto@noemail.com	
Clarke, Marcus	177	marcus@storagecommander.com	
COLLIER, ANNA	22	Anna@ymail.com	
Go-Mobile	200	gomobile@noemail.com	
JS Auto Sales	114	jsauto@noemail.com	
Lotmen Fencing and Supplies	113	lotmenfencingsupplies@noemail.com	
New Move-In, Test	59	blair@storagecommander.com	
New Move-In, Test	56	blair@storagecommander.com	
Power, Blair	62	blair@storagecommander.com	
Power, Blair	52	blair@storagecommander.com	
THOMAS, JEFFERSON	85	1776@noemail.com	
user, test	63	tressler@automatit.net	
Washington, Izayah	88	123@unkown.com	
Washington, Laythan	74	laylothe@adonis.com	
Young's Fresh Fish	9	youunfish@noemail.com	
Count: 17			

Email by Site- Business

Email address by location, business customers only. Includes site, business name, email, city, state, zip code. Totals are provided for the count.

Empower Storage Network		Business Email Addresses			
Site	Business Name	Email	City	State	Zip
	B & H Auto Parts	b&hAuto@noemail.com	Murrieta	CA	92562
	Go-Mobile	gomobile@noemail.com	Murrieta	CA	92564
	JS Auto Sales	jsauto@noemail.com	Santa Ana	CA	92712
	Lotmen Fencing and Supplies	lotmenfencingsupplies@noemail.com	Mountain Center	CA	92561
	Young's Fresh Fish	youunfish@noemail.com	1000 PALMS	CA	92276
Total: 5					

Email by Site- Residential

Email address by location, residential customers only. Includes site, business name, email, city, state, zip code. Totals are provided for the count.

Empower Storage Network		Residential Email Addresses				
Site	First Name	Last Name	Email	City	State	Zip
Washington	Izayah		123@unkown.com	Murrieta	CA	92562
	THOMAS	JEFFERSON	1776@noemail.com	FREEDUMB	CA	92587
	COLLIER	ANNA	Anna@ymail.com	SAN FRANCISCO	CA	94107
Washington	Laythan		laylothe@adonis.com	Murrieta	CA	92563
Clarke	Marcus		marcus@storagecommander.com	Murrieta	CA	92562
Automatit	Test		mmanis@automatit.net	Tucson	AZ	85705
Aquirre	Silvia		silvia@storagecommander.com	Chino	CA	91710
user	test		tressler@automatit.net	test	NY	12345
Total: 8						

Contract Reports

Expiring Credit Cards

List all customers on automatic payment with an expiring credit card within the next 30 days. Includes the customer's name, phone number, unit number, card name, first four, last four, expiration date and rate. Totals are provided for the count.

Empower Storage Network		Credit Cards Expiring within 30 Days					
Storage Commander Software, LLC 28999 Old Town Front Street, Suite 203 Temecula, CA 92590		(951) 672-6257 January 1, 2019 to October 15, 2019					
Customer	Phone Number	Unit	Card Name	First Four	Last Four	Exp Date	Rate
Count:							

History of Letters Sent

List of notices/letters generated for contracts by date. Includes date, unit number, customer name, email address, e-mailed, printed, description. Totals are provided for the count.

Empower Storage Network		Letters History					
Storage Commander Software, LLC 28999 Old Town Front Street, Suite 203 Temecula, CA 92590		(951) 672-6257 October 1, 2019 to October 15, 2019					
Date	Unit	Customer	Email Address	E-Mailed	Printed	Description	
10/8/2019	183	Burton, Shay M.		No	No	Invoice	
10/8/2019	22	COLLIER, ANNA	Anna@gmail.com	No	No	Invoice	
10/8/2019	61	GATES, ABIGALE		No	No	Invoice	
10/9/2019							
10/9/2019	10	BURTON, CARMEN		No	No	Invoice	
10/9/2019	145	LONGINO, DALE		No	No	Invoice	
10/9/2019	189	FULBRIGHT, JOHN		No	No	Invoice	
10/10/2019							
10/10/2019	84	ETCHISON, LAURA		No	No	Invoice	
10/12/2019							
10/12/2019	36	BRODE, HATTIE		No	No	Invoice	
10/13/2019							
10/13/2019	94	WALKER, MICHAEL		No	No	Invoice	
10/14/2019							
10/14/2019	2	Missy, Test		No	No	Late Notice	
10/14/2019	80	BEASLEY, MARILYN		No	No	Invoice	
10/15/2019							
10/15/2019	181	JARAMILLO, EARL		No	No	Invoice	
10/15/2019	84	MAY, CHERYL		No	No	Invoice	
Count: 40							

Inactive Contract Status

Lists each inactive (moved out) customer that has ever rented from the current facility. Includes the name, unit number, move-in date, move-out date, outstanding balance, and phone number. Totals are provided for the count. (**Note:** customer records are never removed from the program.)

Empower Storage Network		Inactive Contract Status					
Storage Commander Software, LLC 28999 Old Town Front Street, Suite 203 Temecula, CA 92590		(951) 672-6257 Tuesday, 15 October, 2019					
Name	Unit	Move-In	Move-Out	Balance	Phone		
Test	AI10	7/24/2019	7/24/2019	0.00			
Automattt Test	AI10	11/26/2018	12/31/9999	0.00	(555) 555-5555(Primary)		
Automattt Test	25	7/23/2019	12/31/9999	0.00	(555) 555-5555(Primary)		
Automattt Test	156	7/25/2019	12/31/9999	0.00	(555) 555-5555(Primary)		
Automattt Test	157	9/3/2019	12/31/9999	0.00			
Automattt Test	158	9/3/2019	12/31/9999	0.00			
Automattt Test-res-2018-11-26	23	11/26/2018	12/31/9999	0.00	(555) 555-5555(Primary)		
Blair Power	51	10/15/2018	9/16/2019	0.00			
Bob Jones	8	11/1/2018	1/8/2019	0.00			
Bob Jones	3	11/16/2018	9/20/2019	0.00			
Carrie Test	28	8/1/2019	7/25/2019	-4.60	(951) 999-9999(Primary)		
Dave Testing	2	10/4/2018	12/31/9999	0.00	(231) 231-2346(Primary)		
HATTIE BRODE	4	5/24/2018	8/13/2019	0.00	(209) 751-2339(Primary)		
RESERVE TEST	8	6/14/2019	12/31/9999	0.00			
test user	156	6/3/2019	12/31/9999	0.00	(555) 555-5555(Primary)		
test user	24	6/6/2019	7/25/2019	0.00	(555) 555-5555(Primary)		
Training Test	83	7/24/2019	7/24/2019	0.00	(951) 123-4567(Primary)		
Training Test	40	7/24/2019	7/24/2019	0.00	(951) 123-4567(Primary)		
Total Inactive Customers: 18							

Contract Reports

Inventory Items

List all active inventory items for the selected contract. Includes size, category, item number, description, cost, value, quantity, position and container. It also lists the customer's name, unit number, unit size, and email address. Totals are provided for the count.

Empower Storage Network							Inventory Items			
							January 1, 2019 to October 29, 2019			
Size	Category	Item Number	Item	Description	Cost	Value	Quantity	Position	Container	
Unit:		Customer:								
Size:		Email:								
Count:										

Last Rate Change

Lists the active contracts and their current rate, street rate and last rate change date. Includes size, unit number, customer name, move in date, current rate, street rate, last rate change date, last rate change amount. Totals are provided for the count.

Empower Storage Network					Last Rate Change		
Empower Storage 41695 Date St. Murrieta, CA 92562			(951) 672-6257		Friday, October 18, 2019		
Size	Unit	Customer	Move In Date	Current Rate	Street Rate	Last Rate Change Date	Last Rate Change Amount
10 X 20	91	BERTHIAUME, MITTIE P.	6/10/2019	\$120.00	\$120.00		
10 X 20	94	WALKER, MICHAEL	8/21/2019	\$120.00	\$120.00		
10 X 20	97	GREEN, JEAN	10/14/2019	\$120.00	\$120.00		
10 X 20	99	LONG, PATRICE	8/24/2019	\$120.00	\$120.00		
10 X 20	80	BEASLEY, MARILYN	6/22/2019	\$122.00	\$120.00	8/21/2019	\$2.00
10 X 20	85	THOMAS, JEFFERSON	6/14/2019	\$122.00	\$120.00	9/13/2019	\$2.00
10 X 20	86	CLARK, BILLIE	7/11/2019	\$122.00	\$120.00	9/6/2019	\$2.00
10 X 20	87	Aquirre, Silvia	7/5/2019	\$122.00	\$120.00	9/3/2019	\$2.00
10 X 20	90	BARRETT, JANEL	6/4/2019	\$122.00	\$120.00	8/30/2019	\$2.00
10 X 20	92	DIAS, DAVID	8/4/2019	\$122.00	\$120.00	1/14/2019	\$2.00
12 X 25	150	BERRY, ANDREW	6/9/2019	\$110.00	\$110.00		
12 X 25	151	BERRY, ANDREW	6/6/2019	\$110.00	\$110.00		
12 X 25	154	SMITH, THOMAS	9/8/2019	\$110.00	\$110.00		
12 X 30	178	BIANCO, ELIZABETH	6/11/2019	\$145.00	\$145.00		
12 X 30	181	JARAMILLO, EARL	6/23/2019	\$145.00	\$145.00		
12 X 30	182	ESCOBAR, ISRAEL I.	9/30/2019	\$145.00	\$145.00		
12 X 30	183	Burton, Shay M.	6/15/2019	\$145.00	\$145.00		
12 X 30	185	FORRESTER, JIM D.	9/2/2019	\$145.00	\$145.00		
12 X 30	187	Pinecrest Moving	7/12/2019	\$145.00	\$145.00		
12 X 30	189	FULBRIGHT, JOHN	10/17/2019	\$145.00	\$145.00		
12 X 30	190	FULBRIGHT, JOHN	10/17/2019	\$145.00	\$145.00		
20 X 20	110	B & H Auto Parts	6/6/2019	\$210.00	\$210.00		
20 X 20	113	Lotmen Fencing and Supplies	6/4/2019	\$210.00	\$210.00		
20 X 20	114	JS Auto Sales	7/8/2019	\$210.00	\$210.00		
Cell Tower	200	Go-Mobile	6/2/2019	\$1,700.00	\$1,700.00		
60 X 200	WH-1	National Imports	6/15/2019	\$1,200.00	\$1,200.00		
Count: 68				9,703.00	9,685.00		18.00

Contract Reports

Late Contracts

Contract that are late grouped by the late status. Includes customer name, unit number, delinquency status, overlock, denied access, last payment, size, paid through, date entered, balance, phone. Totals are provided for the count.

Empower Storage Network										Late Units			
Empower Storage 41695 Date St. Murrieta, CA 92562										(951) 672-6257		Friday, 18 October, 2019	
Name	Unit	Delinquency Status	Overlock	Denied Access	Last Payment	Size	Paid Through	Date Entered	Balance	Phone			
Young's Fresh Fish	9	PastDue	NotOverlock	No	9/21/2019	5 X 5	10/15/2019		46.00	(903) 850 - 2279(Primary)			
CARMEN BURTON	10	PastDue	NotOverlock	No	9/21/2019	5 X 5	10/16/2019		46.00	(812) 248 - 9237(Primary)			
ANNA COLLIER	22	PastDue	NotOverlock	No	10/4/2019	5 X 10	10/15/2019		76.95	(925) 234 - 8671(Primary)			
HAROLD BRAY	53	PastDue	NotOverlock	No	9/16/2019	10 X 10	10/8/2019		81.00	(765) 492 - 9157(Primary)			
VICTORACOTTON	140	PastDue	NotOverlock	No	9/15/2019	8 X 12	10/15/2019		95.00	(785) 857 - 8014(Primary)			
DALE LONGINO	145	PastDue	NotOverlock	No	9/16/2019	8 X 12	10/16/2019		95.00	(603) 781 - 6514(Primary)			
Shay M. Burton	183	PastDue	NotOverlock	No	9/27/2019	12 X 30	10/15/2019		303.90	(212) 938 - 3888(Primary)			
National Imports	WH-1	PastDue	NotOverlock	No	9/3/2019	60 X 200	10/15/2019		1,200.00	(951) 672 - 6257(Primary)			
Count: 8									Total:	1,943.85			
Step 1 - Late													
MITTIE P. BERTHIAUME	91	DenyGateAccess	NotOverlock	Yes	10/9/2019	10 X 20	10/10/2019	10/17/2019	130.00	(318) 482 - 3504(Primary)			
ERICKAJ. ELIAS	123	DenyGateAccess	NotOverlock	Yes	9/12/2019	8 X 12	10/12/2019	10/19/2019	105.00	(989) 393 - 9394(Primary)			
ELIZABETH BIANCO	178	DenyGateAccess	NotOverlock	Yes	10/1/2019	12 X 30	10/11/2019	10/18/2019	186.95	(419) 470 - 8377(Primary)			
ISRAELI. ESCOBAR	182	DenyGateAccess	NotOverlock	Yes	9/28/2019	12 X 30	9/28/2019	10/18/2019	60.00	(949) 499 - 4944(Primary)			
Count: 4									Total:	481.95			
Step 1 - Late													
JS Auto Sales	114	PastDue	NotOverlock	No	9/8/2019	20 X 20	10/7/2019	10/19/2019	260.00	(714) 226 - 5534(Primary)			
Count: 1									Total:	260.00			
Step 2 - Preliminary Lien													
Silvia Aquino	87	Overlocked	Overlocked	Yes	10/4/2019	10 X 20	10/4/2019	10/16/2019	163.95	(951) 123 - 4567(Primary)			
ANDREWBERRY	151	Overlocked	Overlocked	Yes	10/9/2019	12 X 25	9/5/2019	10/19/2019	205.00	(305) 487 - 7759(Primary)			
JIMD. FORRESTER	185	Overlocked	AddOverlock	Yes	9/3/2019	12 X 30	9/1/2019	10/14/2019	325.00	(932) 948 - 5858(Primary)			
Count: 3									Total:	693.95			

Late Contracts by Customer

List of late units by Customer. Includes unit number, building, unit size, paid through date, balance, status, overlock status, scheduled move-out, auto pay, deny access, vehicle, late status, phone number and name. Totals are provided for the count.

Empower Storage Network										Late Contracts							
Storage Commander Software, LLC 28999 Old Town Front Street, Suite 203 Temecula, CA 92590										(951) 672-6257				By Customer October 1, 2019 to October 15, 2019			
Unit	Building	Size	Paid Through	Balance	Status	Over- Lock Status	Sched. Move-Out	Auto Pay	Deny Access	Vehicle	Late Status	Phone Number	Name				
13		5 X 5	10/14/2018	596.50	QualifyForAucti	Overlocked		No	Yes	Yes	Step 4 - Notice of	(859) 399-9294	JAMES K. GARCIA				
138		8 X 12	10/12/2018	1,414.35	QualifyForAucti	Overlocked		No	Yes	Yes	Step 4 - Notice of	(607) 869-3486	JASON GARCIA				
55		10 X 10	7/15/2019	390.85	QualifyForAucti	AddOverlock		No	Yes	No	Step 4 - Notice of	(989) 967-3308	YVONE GARFIELD				
61		10 X 10	10/19/2018	1,533.40	QualifyForAucti	Overlocked		No	Yes	No	Step 4 - Notice of	(475) 723-4862	ABIGALE GATES				
97		10 X 20	10/17/2018	1,510.00	QualifyForAucti	Overlocked		No	Yes	No	Step 4 - Notice of	(859) 296-4423	JEAN GREEN				
14		5 X 5	6/30/2019	250.00	QualifyForAucti	Overlocked		No	Yes	No	Step 4 - Notice of		TIMOTHY IVETUN				
181		12 X 30	9/27/2018	1,955.00	QualifyForAucti	Overlocked		No	Yes	Yes	Step 4 - Notice of	(609) 487-9400	EARL JARAMILLO				
110		20 X 20	10/10/2018	2,780.00	Overlocked	Overlocked		No	Yes	No	Interruption of Se	(951) 672-6257	B & H Auto Parts				
200	Cell Tower		8/6/2019	5,150.00	Overlocked	AddOverlock		No	Yes	No	Interruption of Se	(951) 672-6257	Go-Mobile				
114		20 X 20	9/11/2018	2,990.00	Overlocked	Overlocked		No	Yes	No	Interruption of Se	(714) 226-5534	JS Auto Sales				
113		20 X 20	7/8/2019	1,037.80	QualifyForAucti	Overlocked		No	Yes	No	Step 4 - Notice of	(619) 882-7762	Lotmen Fencing and Supplies				
WH-1		60 X 200	9/19/2018	15,650.00	Overlocked	Overlocked		No	Yes	No	Interruption of Se	(951) 672-6257	National Imports				
187		12 X 30	10/15/2018	1,790.00	Overlocked	Overlocked		No	Yes	Yes	Interruption of Se	(512) 929-6872	Pinecrest Moving				
1		5 X 5	10/13/2019	21.00	PastDue	NotOverlocked		Yes	No	No		(910) 737-7802	Susans Deli				
9		5 X 5	11/19/2018	556.00	Overlocked	Overlocked		No	Yes	No	Interruption of Se	(903) 850-2279	Young's Fresh Fish				
Count:		73															

Contract Reports

Late Contracts by PT Date

List of late units sorted by paid through date. Includes unit number, building, unit size, paid through date, balance, status, overlock status, scheduled move-out, auto pay, deny access, vehicle, late status, phone number and name. Totals are provided for the count.

Empower Storage Network											Late Contracts		
Storage Commander Software, LLC (951) 672-6257 28999 Old Town Front Street, Suite 203 Temecula, CA 92590										By Paid Through Date October 1, 2019 to October 15, 2019			
Unit	Building	Size	Paid Through	Balance	Status	Over- Lock Status	Sched. Move-Out	Auto Pay	Deny Access	Vehicle	Late Status	Phone Number	Name
130		8 X 12	10/18/2018	1,070.20	DenyGateAcce	NotOverlocked		No	Yes	No	Step 1 - Late	(435)627-2204	PAUL STOUT
97		10 X 20	10/17/2018	1,510.00	QualifyForAucti	Overlocked		No	Yes	No	Step 4 - Notice of	(859)296-4423	JEAN GREEN
142		8 X 12	10/17/2018	1,331.40	QualifyForAucti	Overlocked		No	Yes	No	Step 4 - Notice of	(713)390-9964	BRANDON CARAWAY
126		8 X 12	10/16/2018	1,621.90	QualifyForAucti	Overlocked		No	Yes	No	Step 4 - Notice of	(951)672-6257	Julie Watkins
187		12 X 30	10/15/2018	1,790.00	Overlocked	Overlocked		No	Yes	Yes	Interruption of Se	(512)929-6872	Pinecrest Moving
182		12 X 30	8/31/2018	2,005.00	QualifyForAucti	Overlocked		No	Yes	No	Step 4 - Notice of	(949)499-4944	ISRAEL I. ESCOBAR
132		8 X 12	8/6/2018	1,533.00	QualifyForAucti	Overlocked		No	Yes	No	Step 4 - Notice of	(601)959-5905	CAROL DAVIS
185		12 X 30	8/6/2018	2,245.00	QualifyForAucti	Overlocked		No	Yes	Yes	Step 4 - Notice of	(932)948-5858	JIM D. FORRESTER
80		10 X 20	7/26/2018	2,014.25	Auction	Overlocked		No	Yes	No	Step 4 - Notice of	(802)870-2218	MARLYN BEASLEY
85		10 X 20	6/18/2018	1,958.00	DenyGateAcce	NotOverlocked		No	Yes	No	Step 1 - Late	(177)642-3007	JEFFERSON THOMAS
72		10 X 10	6/12/2018	1,387.00	DenyGateAcce	NotOverlocked		No	Yes	No	Step 1 - Late	(203)729-5789	BRADLEY BOZEK
Count:		73											

Late Contracts by Unit

List of late units sorted by paid unit size. Includes unit number, building, unit size, paid through date, balance, status, overlock status, scheduled move-out, auto pay, deny access, vehicle, late status, phone number and name. Totals are provided for the count.

Empower Storage Network											Late Contracts		
Storage Commander Software, LLC (951) 672-6257 28999 Old Town Front Street, Suite 203 Temecula, CA 92590										By Unit October 1, 2019 to October 15, 2019			
Unit	Building	Size	Paid Through	Balance	Status	Over- Lock Status	Sched. Move-Out	Auto Pay	Deny Access	Vehicle	Late Status	Phone Number	Name
86		10 X 20	11/14/2018	1,514.00	Overlocked	Overlocked		No	Yes	No	Interruption of Se	(904)982-9700	BILLIE CLARK
87		10 X 20	9/8/2018	1,875.30	QualifyForAucti	Overlocked	9/14/2018	No	Yes	No	Step 4 - Notice of	(951)123-4567	Silvia Aquirre
88		10 X 20	7/31/2019	430.00	QualifyForAucti	AddOverlock		No	Yes	No	Step 4 - Notice of	(619)555-1212	Izayah Washington
90		10 X 20	7/23/2019	498.85	Auction	AddOverlock		No	Yes	No	Step 4 - Notice of	(229)672-1140	JANEL BARRETT
183		12 X 30	9/19/2018	2,045.35	QualifyForAucti	Overlocked		No	Yes	Yes	Step 4 - Notice of	(212)938-3888	Shay M. Burton
185		12 X 30	8/6/2018	2,245.00	QualifyForAucti	Overlocked		No	Yes	Yes	Step 4 - Notice of	(932)948-5858	JIM D. FORRESTER
187		12 X 30	10/15/2018	1,790.00	Overlocked	Overlocked		No	Yes	Yes	Interruption of Se	(512)929-6872	Pinecrest Moving
189		12 X 30	10/20/2018	1,810.00	QualifyForAucti	Overlocked		No	Yes	No	Step 4 - Notice of	(334)555-4583	JOHN FULBRIGHT
190		12 X 30	10/20/2018	1,810.00	QualifyForAucti	Overlocked		No	Yes	No	Step 4 - Notice of	(334)555-4583	JOHN FULBRIGHT
200	Cell Tower		8/6/2019	5,150.00	Overlocked	AddOverlock		No	Yes	No	Interruption of Se	(951)672-6257	Go-Mobile
WH-1	60 X 200		9/19/2018	15,650.00	Overlocked	Overlocked		No	Yes	No	Interruption of Se	(951)672-6257	National Imports
Count:		73											

Late Status

Lists each contract that is assigned to a late step. Grouped by the Late Group and Late Group. Includes customer name, unit number, move in date, billing period, rate, paid through date, late step and balance.

Empower Storage Network											Late Status	
Storage Commander Software, LLC (951) 672-6257 28999 Old Town Front Street, Suite 203 Temecula, CA 92590												
Late Group: Military			Minimum Late Fee: 0.00									
Customer Name	Unit	Move-In	Billing Period	Rate	Paid Thru	Late Step	Balance					
GRAY HAROLD	35	5/13/2018	Monthly	90.00	9/10/2018	Step 1 - Late	1,144.00					
BOZEK BRADLEY	72	5/13/2018	Monthly	90.00	6/12/2018	Step 1 - Late	1,387.00					
THOMAS, JEFFERSON	85	5/19/2018	Monthly	122.00	6/18/2018	Step 1 - Late	1,958.00					
STOUT, PAUL	130	6/19/2018	Monthly	114.00	10/18/2018	Step 1 - Late	1,070.20					
Late Group: Storage Customer			Minimum Late Fee: 0.00									
Customer Name	Unit	Move-In	Billing Period	Rate	Paid Thru	Late Step	Balance					
Missy, Test	2	9/12/2019	Monthly	45.00	10/9/2019	Step 1 - Late	30.00					
CAMPBELL, THELMA	6	6/12/2018	Monthly	46.00	10/11/2018	Step 4 - Notice of Sale	669.00					
POWERS, ALENE	7	7/15/2018	Monthly	46.00	10/14/2018	Step 4 - Notice of Sale	607.25					
BURTON, CARMEN	10	5/21/2018	Monthly	46.00	11/20/2018	Step 4 - Notice of Sale	576.00					
te	11	11/17/2018	Monthly	45.00	12/16/2018	Step 4 - Notice of Sale	520.00					
te	12	11/14/2018	Monthly	45.00	11/16/2018	Step 4 - Notice of Sale	610.00					
te	13	9/15/2018	Monthly	45.00	10/14/2018	Step 4 - Notice of Sale	595.50					
GARCIA, JAMES K	14	6/24/2019	Monthly	45.00	6/30/2019	Step 4 - Notice of Sale	250.00					
CAMPBELL, DEBRA	21	6/11/2018	Monthly	70.00	10/10/2018	Step 4 - Notice of Sale	1,070.35					
COLLIER, ANNA	22	6/20/2018	Monthly	70.00	9/19/2018	Step 4 - Notice of Sale	1,070.35					
BEARTWELL, BRANDI	30	5/13/2018	Monthly	70.00	10/12/2018	Step 4 - Notice of Sale	1,080.35					
BRODE, HATTIE	36	5/24/2018	Monthly	70.00	10/23/2018	Step 4 - Notice of Sale	753.69					
DOMINGUEZ, PRISCILLA	50	7/16/2018	Monthly	90.00	7/15/2019	Step 4 - Notice of Sale	430.00					
BARNES, GEORGE	54	5/11/2018	Monthly	90.00	7/10/2019	Step 4 - Notice of Sale	430.00					
GARFIELD, YVONE	55	9/16/2018	Monthly	90.00	7/15/2019	Step 4 - Notice of Sale	390.85					
New Move-In, Test	56	10/15/2018	Monthly	90.00	7/14/2019	Step 4 - Notice of Sale	395.00					

Contract Reports

Lease Deposit Report

Lists all units showing deposit and lease expiration date. Includes unit number, customer name, lease type, late status, move-in date, lease expiration date, unit size and deposit amount. Totals are provided for the count, total and deposit total.

Empower Storage Network		Lease Deposit Report						
		Tuesday, October 15, 2019						
Unit	Name	Lease Type	Late Status	Move-In Date	Lease Exp Date	Size	Deposit	
Location: Storage Commander Software, LLC								
122	WILLIAM CASHION		Step 4 - Notice of	6/15/2018		8 X 12	0.00	
123	ERICKA J. ELIAS		Step 4 - Notice of	8/17/2018		8 X 12	0.00	
125	Julie Watkins		Step 4 - Notice of	9/17/2018		8 X 12	0.00	
129	JACOB CAMACHO		Interruption of Se	6/15/2018		8 X 12	0.00	
130	PAUL STOUT		Step 1 - Late	6/19/2018		8 X 12	0.00	
131	JANNET CROOKER.		Step 4 - Notice of	7/3/2018		8 X 12	0.00	
132	CAROL DAVIS		Step 4 - Notice of	7/7/2018		8 X 12	0.00	
135	FRANK F. FILLow		Step 4 - Notice of	9/4/2018		8 X 12	0.00	
138	JASON GARCIA		Step 4 - Notice of	9/13/2018		8 X 12	0.00	
140	VICTORA COTTON		Step 4 - Notice of	6/20/2018		8 X 12	0.00	
142	BRANDON CARAWAY		Step 4 - Notice of	6/18/2018		8 X 12	0.00	
145	DALE LONGINO		Step 4 - Notice of	9/21/2018		8 X 12	0.00	
150	ANDREW BERRY			5/14/2018		12 X 25	0.00	
151	ANDREW BERRY			5/11/2018		12 X 25	0.00	
153	Test			7/24/2019		12 X 25	0.00	
154	THOMAS SMITH		Step 4 - Notice of	8/13/2018		12 X 25	0.00	
178	ELIZABETH BIANCO		Step 4 - Notice of	5/16/2018		12 X 30	0.00	
181	EARL JARAMILLO		Step 4 - Notice of	5/28/2018		12 X 30	0.00	
182	ISRAEL I. ESCOBAR		Step 4 - Notice of	9/4/2018		12 X 30	0.00	
183	Shay M. Burton		Step 4 - Notice of	5/20/2018		12 X 30	0.00	
185	JIM D. FORRESTER		Step 4 - Notice of	8/7/2018		12 X 30	0.00	
187	Pinecrest Moving		Interruption of Se	6/16/2018		12 X 30	0.00	
189	JOHN FULBRIGHT		Step 4 - Notice of	9/21/2018		12 X 30	0.00	
190	JOHN FULBRIGHT		Step 4 - Notice of	9/21/2018		12 X 30	0.00	
200	Go-Mobile		Interruption of Se	5/7/2018		Cell Tower	0.00	
WH-1	National Imports		Interruption of Se	5/20/2018		60 X 200	0.00	
Location Count:		81						-
Total:		81						-\$25.00
								-\$25.00

Lease Expiration Report

Lists all active contracts with a lease expiration date within the specified date range. Includes unit number, customer name, unit status, lease type, late status, move-in date, lease expiration date, scheduled move-out. Totals are provided for the count.

Empower Storage Network		Lease Expiration Report						
		January 1, 2019 to October 15, 2019						
Unit	Name	Unit Status	Lease Type	Late Status	Move-In Date	Lease Exp Date	Sched. Move-Out	
Location: Storage Commander Software, LLC								
1	Susans Deli	Rented			5/14/2018	5/14/2019		
9	Young's Fresh Fish	Rented		Interruption of Service	6/20/2018	6/20/2019		
52	Blair Power	Rented			10/15/2018	10/15/2019		
Count:		3						
Total:		3						

Contract Reports

Lock Changes

Units that need the over-lock changed, either removed or added. Includes unit number, building, floor, vehicle, customer name, deny access, delinquency status, late step, paid though date and balance. Totals are provided for the count and dollar amount.

Empower Storage Network							Lock Changes		
Storage Commander Software, LLC 28999 Old Town Front Street, Suite 203 Temecula, CA 92									
Unit	Building	Floor	Vehicle	Customer	Deny Access	Delinquency Status	Late Step	Paid Through	Balance
AddOverlock									
50			No	PRISCILLA DOMINGUEZ	Yes	QualifyForAuction	Step 4 - Notice of Sale	7/15/2019	340.00
55			No	YVONE GARFIELD	Yes	QualifyForAuction	Step 4 - Notice of Sale	7/15/2019	390.85
57			No	JEREMY ANTONIO	Yes	QualifyForAuction	Step 4 - Notice of Sale	8/10/2019	360.85
60			No	SILVIA J. AGUIRRE	Yes	QualifyForAuction	Step 4 - Notice of Sale	8/8/2019	360.85
64			No	CHERYL MAY	Yes	QualifyForAuction	Step 4 - Notice of Sale	7/27/2019	340.00
66			No	bobby smith	Yes	QualifyForAuction	Step 4 - Notice of Sale	8/13/2019	313.28
71			No	ANGELA BROWN	Yes	QualifyForAuction	Step 4 - Notice of Sale	8/9/2019	340.00
74			No	Laythan Washington	Yes	QualifyForAuction	Step 4 - Notice of Sale	7/31/2019	340.00
81			No	Dave Downey	Yes	QualifyForAuction	Step 4 - Notice of Sale	7/17/2019	430.00
88			No	Izayah Washington	Yes	QualifyForAuction	Step 4 - Notice of Sale	7/31/2019	430.00
90			No	JANEL BARRETT	Yes	Auction	Step 4 - Notice of Sale	7/23/2019	498.85
92			No	DAVID DIAS	Yes	QualifyForAuction	Step 4 - Notice of Sale	8/8/2019	468.85
94			No	MICHAEL WALKER	Yes	QualifyForAuction	Step 4 - Notice of Sale	7/25/2019	430.00
99			No	PATRICE LONG	Yes	QualifyForAuction	Step 4 - Notice of Sale	7/28/2019	430.00
200			No	Go-Mobile	Yes	Overlocked	Interruption of Service	8/6/2019	5,150.00
Count:								Total:	\$10,623.53
RemoveOverlock									
8			No	TEST	No	Current		8/31/2019	-1,565.00
15			No	Test Missy	No	Current		10/30/2019	0.00
52			No	Blair Power	No	Current		11/14/2019	0.00
62			No	Blair Power	No	Current		12/16/2019	-93.00
150			Yes	ANDREW BERRY	No	Current		1/12/2020	-10.00
151			No	ANDREW BERRY	No	Current		1/9/2020	-220.00
Count:								Total:	\$-1,888.00
								Total:	\$8,735.53

Move-In Summary

Lists out the sources, names and emails of everyone who moved in during the specified date range. Includes date, name, email, unit, size, rate and source. Total count is provided.

Empower Storage Network							Move In Summary	
							June 1, 2016 to June 30, 2016	
Date	Name	Email	Unit	Size	Rate	Source		
Location:								
6/3/2016	FORRESTER, JIM D.		185	12 X 30	145.00	Drive By		
6/4/2016	FILLOW, FRANK F.		135	8 X 12	95.00	Drive By		
6/13/2016	GARCIA, JASON		138	8 X 12	95.00	Phonebook		
6/15/2016	GARFIELD, YVONE		55	10 X 10	90.00	Phonebook		
6/15/2016	GARCIA, JAMES K.		13	5 X 5	45.00	Drive By		
6/16/2016	Watkins, Julie	julie@storagenetworks.com	126	8 X 12	95.00	Drive By		
6/19/2016	GATES, ABIGALE		61	10 X 10	90.00	Drive By		
6/20/2016	FULBRIGHT, JOHN		189	12 X 30	145.00	Referral		
6/20/2016	FULBRIGHT, JOHN		190	12 X 30	145.00	Drive By		
6/20/2016	GREEN, JEAN		97	10 X 20	120.00	Penny Saver		
6/22/2016	BURTON, DORIS		156	12 X 35	400.00	Referral		
6/22/2016	FARR, ROBERT		120	8 X 12	95.00	Penny Saver		
6/26/2016	GREENBURG, DAVE		176	12 X 30	145.00	Coupon		
6/30/2016	HABINIEGHT, MARTHAL.		74	10 X 10	90.00	Drive By		
Count:			14					
Total Count:			14					

Contract Reports

Move-Out Summary

Lists out the reasons, names and emails of every tenant that who has moved out during the specified date range. Includes date, name, email, unit number, size, rate and reason. Total count is provided.

Empower Storage Network						Move Out Summary	
						Friday, October 18, 2019	
Date	Name	Email	Unit	Size	Rate	Reason	
10/18/2019	SMITH, JULIA		82	10 X 20	120.00	Location	
Count:		1					
Total Count:		1					

Overlock Status

The overlock status for all units. Includes unit number, building, floor, vehicle, customer name, deny access, delinquency status, late step, paid through date and balance. Total count is provided for each category.

Empower Storage Network								Overlock Status		
Empower Storage										
9516726257										
Unit	Building	Floor	Vehicle	Customer	Deny Acces	Delinquency Status	Late Step	Paid Through	Balance	
AddOverlock										
185			Yes	JIM D. FORRESTER	Yes	Overlocked	Step 2 - Preliminary Lien	9/1/2019		325.00
Count:		1						Total:	325.00	
NotOverlocked										
1			No	Susans Deli	No	Current		11/7/2019		0.00
2			No	JOAN CINTRON	No	Current		11/16/2019		0.00
4			No	HATTIE BRODE	No	Current		11/17/2019		0.00
5			No	FABIAN DOWLING	No	Current				0.00
6			No	THELMA CAMPBELL	No	Current		11/5/2019		0.00
7			No	ALENE POWERS	No	Current		11/8/2019		0.00
9			No	Young's Fresh Fish	No	PastDue		10/15/2019		46.00
10			No	CARMEN BURTON	No	PastDue		10/16/2019		46.00
12			No	MARK FIELDS	No	Current		10/22/2020		-450.00
13			Yes	JAMES K. GARCIA	No	Current		11/8/2019		0.00
21			No	DEBRA CAMPBELL	No	Current		11/4/2019		0.00
22			No	ANNA COLLIER	No	PastDue		10/15/2019		76.95
30			No	BRANDI BEARTWELL	No	Current		11/6/2019		0.00
50			No	PRISCILLA DOMINGUEZ	No	Current		11/9/2019		0.00
53			No	HAROLD BRAY	No	PastDue		10/8/2019		81.00
55			No	YVONE GARFIELD	No	Current		11/9/2019		0.00
57			No	JEREMY ANTONIO	No	Current		11/4/2019		0.00
58			No	MAUD MONTGOMERY	No	Current		12/6/2019		-90.00

Contract Reports

Pending Rate Changes

Rate changes that are assigned to a contract but have not yet taken affect. Includes Customer name, unit number. Category, date, current rate, change amount, max amount, net change and new rate. Total count is provided for net change.

Empower Storage Network				Pending Rate Changes				
Empower Software 41695 Date St. Murrieta, CA 92562		(951) 672-6257		January 1, 2019 to October 18, 2019				
Item / Customer Name	Unit	Category	Date	Current Rate	Change Amount	Max Amount	Net Change	New Rate
10 X 20 Rate Change		Rate Change						
BARRETT, JANEL	90		7/31/2016	\$122.00	\$2.00		\$2.00	\$124.00
BEASLEY, MARILYN	80		7/31/2016	\$122.00	\$2.00		\$2.00	\$124.00
BERTHIAUME, MITTIE P.	91		7/31/2016	\$120.00	\$2.00		\$2.00	\$122.00
CLARK, BILLIE	86		8/17/2016	\$122.00	\$2.00		\$2.00	\$124.00
DIAS, DAVID	92		7/31/2016	\$120.00	\$2.00		\$2.00	\$122.00
DIAS, DAVID	92		10/10/2016	\$120.00	\$2.00		\$2.00	\$122.00
Downey, Dave	81		7/31/2016	\$120.00	\$2.00		\$2.00	\$122.00
ETCHISON, LAURA	84		7/31/2016	\$120.00	\$2.00		\$2.00	\$122.00
GREEN, JEAN	97		7/31/2016	\$120.00	\$2.00		\$2.00	\$122.00
LONG, PATRICE	99		7/31/2016	\$120.00	\$2.00		\$2.00	\$122.00
SMITH, JULIA	82		7/31/2016	\$120.00	\$2.00		\$2.00	\$122.00
THOMAS, JEFFERSON	85		7/31/2016	\$122.00	\$2.00		\$2.00	\$124.00
WALKER, MICHAEL	94		7/31/2016	\$120.00	\$2.00		\$2.00	\$122.00
Count: 13							\$26.00	
Total: 13							\$26.00	

Rate Change History

Shows rate changes that have been applied to contracts in the past. Includes date, unit number, customer name, category, description, amount and current rate. Total count is provided.

Empower Storage Network				Rate Change History			
Empower Storage 41695 Date St. Murrieta, CA 92562		(951) 672-6257		January 1, 2019 to October 18, 2019			
Date	Unit	Customer	Category	Description	Amount	Current Rate	
8/21/2019	80	BEASLEY, MARILYN		10 X 20 Rate Change	2.00	122.00	
8/24/2019	10	BURTON, CARMEN		5 X 5 Rate Change	1.00	46.00	
8/24/2019	4	BRODE, HATTIE		5 X 5 Rate Change	1.00	46.00	
8/24/2019	9	Young's Fresh Fish		5 X 5 Rate Change	1.00	46.00	
8/31/2019	90	BARRETT, JANEL		10 X 20 Rate Change	2.00	122.00	
9/4/2019	6	CAMPBELL, THELMA		5 X 5 Rate Change	1.00	46.00	
9/4/2019	87	Aquirre, Silvia		10 X 20 Rate Change	2.00	122.00	
9/5/2019	1	Susans Deli		5 X 5 Rate Change	1.00	46.00	
9/6/2019	86	CLARK, BILLIE		10 X 20 Rate Change	2.00	122.00	
9/13/2019	85	THOMAS, JEFFERSON		10 X 20 Rate Change	2.00	122.00	
10/3/2019	7	POWERS, ALENE		5 X 5 Rate Change	1.00	46.00	
10/17/2019	92	DIAS, DAVID		10 X 20 Rate Change	2.00	122.00	
Count: 12							

Contract Reports

Rate Change Review

Lists the current rate, late rate change, and next rate change for all active units. Includes unit number, building, size, name, move-in date, paid through date, balance, current rate, base rate, last change date, amount, next change date, amount. Totals are provided for each category.

Empower Storage Network												
Empower Storage										Rent Rate Review		
41895 Date St. Murrieta, CA 92562										(951) 672-6257		
January 1, 2019 to October 18, 2019												
Unit	Building	Size	Name	Move In	Paid Through	Balance	Current Rate	Base Rate	Last Change Date	Amount	Next Change Date	Amount
110	20 X 20		B & H Auto Parts	6/6/2019	11/4/2019	\$0.00	\$210.00	\$210.00		\$0.00		\$0.00
113	20 X 20		Lotmen Fencing and Supplies	6/4/2019	11/2/2019	\$0.00	\$210.00	\$210.00		\$0.00		\$0.00
114	20 X 20		JS Auto Sales	7/8/2019	10/7/2019	\$260.00	\$210.00	\$210.00		\$0.00		\$0.00
122	8 X 12		WILLIAM CASHION	7/11/2019	11/8/2019	\$0.00	\$95.00	\$95.00		\$0.00		\$0.00
123	8 X 12		ERICKA J. ELIAS	9/12/2019	10/12/2019	\$105.00	\$95.00	\$95.00		\$0.00		\$0.00
126	8 X 12		Julie Watkins	10/13/2019	11/10/2019	\$0.00	\$95.00	\$95.00		\$0.00		\$0.00
129	8 X 12		JACOB CAMACHO	7/11/2019	11/8/2019	\$0.00	\$95.00	\$95.00		\$0.00		\$0.00
130	8 X 12		PAUL STOUT	7/15/2019	11/12/2019	\$0.00	\$95.00	\$95.00		\$0.00		\$0.00
131	8 X 12		JANNET CROOKER	7/29/2019	9/27/2019	\$171.95	\$95.00	\$95.00		\$0.00		\$0.00
132	8 X 12		CAROL DAVIS	8/2/2019	9/1/2019	\$260.00	\$95.00	\$95.00		\$0.00		\$0.00
135	8 X 12		FRANK F. FILLOW	9/30/2019	11/29/2019	\$0.00	\$95.00	\$95.00		\$0.00		\$0.00
138	8 X 12		JASON GARCIA	10/9/2019	11/6/2019	\$0.00	\$95.00	\$95.00		\$0.00		\$0.00
140	8 X 12		VICTOR COTTON	7/16/2019	10/15/2019	\$95.00	\$95.00	\$95.00		\$0.00		\$0.00
142	8 X 12		BRANDON CARAWAY	7/14/2019	11/11/2019	\$0.00	\$95.00	\$95.00		\$0.00		\$0.00
145	8 X 12		DALE LONGINO	10/17/2019	10/16/2019	\$95.00	\$95.00	\$95.00		\$0.00		\$0.00
150	12 X 25		ANDREW BERRY	6/9/2019	11/7/2019	\$0.00	\$110.00	\$110.00		\$0.00		\$0.00
151	12 X 25		ANDREW BERRY	6/6/2019	9/5/2019	\$205.00	\$110.00	\$110.00		\$0.00		\$0.00
154	12 X 25		THOMAS SMITH	9/8/2019	11/6/2019	\$0.00	\$110.00	\$110.00		\$0.00		\$0.00
178	12 X 30		ELIZABETH BIANCO	6/11/2019	10/11/2019	\$186.95	\$145.00	\$145.00		\$0.00		\$0.00
181	12 X 30		EARL JARAMILLO	6/23/2019	10/22/2019	\$0.00	\$145.00	\$145.00		\$0.00		\$0.00
182	12 X 30		ISRAELI ESCOBAR	9/30/2019	9/29/2019	\$60.00	\$145.00	\$145.00		\$0.00		\$0.00
183	12 X 30		Shay M. Burton	6/15/2019	10/15/2019	\$303.90	\$145.00	\$145.00		\$0.00		\$0.00
185	12 X 30		JIMD. FORRESTER	9/2/2019	9/1/2019	\$325.00	\$145.00	\$145.00		\$0.00		\$0.00
187	12 X 30		Pinecrest Moving	7/12/2019	11/9/2019	\$0.00	\$145.00	\$145.00		\$0.00		\$0.00
189	12 X 30		JOHN FULBRIGHT	10/17/2019	11/14/2019	\$0.00	\$145.00	\$145.00		\$0.00		\$0.00
190	12 X 30		JOHN FULBRIGHT	10/17/2019	11/14/2019	\$0.00	\$145.00	\$145.00		\$0.00		\$0.00
200	Cell Tower		Go-Mobile	6/2/2019	8/31/2020	-\$17,000.00	\$1,700.00	\$1,700.00		\$0.00		\$0.00
WH-1	60 X 200		National Imports	6/15/2019	10/15/2019	\$1,200.00	\$1,200.00	\$1,200.00		\$0.00		\$0.00
Count	67					-\$12,936.25				\$18.00		\$0.00

Recurring Products

List of recurring items connected to a contract, such as discounts, insurance and/or fees. Includes customer name, unit number, product type, category, account ID, expires, start date, end date, rate, amount. Total count is provided for each category.

Empower Storage Network											
Empower Storage										Recurring Products	
41895 Date St. Murrieta, CA 92562										(951) 672-6257	
Friday, 18 October, 2019											
Item / Customer Name	Unit	Product Type	Category	Account Id	Expires	Start Date	End Date	Rate	Amount		
6th Month 10% Discount		Discount	Promotions	4600					%10.00		
LONG, PATRICE	99				Yes	1/12/2019	2/11/2019	\$120.00			
Watkins, Julie	126				Yes	3/22/2019	4/21/2019	\$95.00			
Count: 2											
Burglary (\$1,000 @ 100%)		Insurance	Insurance	4400					\$10.95		
DIAS, DAVID	92				No			\$122.00			
Count: 1											
Burglary (\$1,000 @ 50%)		Insurance	Insurance	4400					\$6.95		
ADAMEK, LEANNA	69				No			\$90.00			
AGUIRRE, SILVIA J.	60				No			\$90.00			
ANTONIO, JEREMY	57				No			\$90.00			
Aquirre, Silvia	87				No			\$122.00			
BARRETT, JANEL	90				No			\$122.00			
BEARTWELL, BRANDI	30				No			\$70.00			
BEASLEY, MARILYN	80				No			\$122.00			
Burton, Shay M.	183				No			\$145.00			
CAMPBELL, DEBRA	21				No			\$70.00			
CARAWAY, BRANDON	142				No			\$95.00			
COLLIER, ANNA	22				No			\$70.00			
CROOKER, JANNET	131				No			\$95.00			
FILLOW, FRANK F.	135				No			\$95.00			
GARCIA, JASON	138				No			\$95.00			
Count: 14											
Burglary (\$10,000 @ 100%)		Insurance	Insurance	4400					\$31.95		
BIANCO, ELIZABETH	178				No			\$145.00			
GATES, ABIGALE	61				No			\$90.00			
Lotmen Fencing and Supplies	113				No			\$210.00			
Watkins, Julie	126				No			\$95.00			
Count: 4											

Contract Reports

Rent Roll by Customer

Summary of all active contracts with common information like move-in date, balance, paid to date ordered by customer name. Includes customer name, unit number, area, move-in date, rate, paid through date, late status, balance, aging 30, aging 31-60, aging 61+.

Empower Storage Network										Rent Roll
Empower Storage 41695 Date St. Murrieta, CA 92562										By Customer
(951) 672-6257										January 1, 2019 to October 18, 2019
Customer Name	Unit	Area	Move-In	Rate	Paid Thru	Late Status	Balance	Aging 30	Aging 31-60	Aging 61+
FORRESTER, JIM D.	185	360.00	9/2/2019	145.00	9/1/2019	Step 2 - Prelimin	325.00	325.00	0.00	0.00
FULBRIGHT, JOHN	189	360.00	10/17/2019	145.00	11/14/2019		0.00	0.00	0.00	0.00
FULBRIGHT, JOHN	190	360.00	10/17/2019	145.00	11/14/2019		0.00	0.00	0.00	0.00
GARCIA, JAMES K.	13	25.00	10/11/2019	45.00	11/8/2019		0.00	0.00	0.00	0.00
GARCIA, JASON	138	96.00	10/9/2019	95.00	11/6/2019		0.00	0.00	0.00	0.00
GARFIELD, YVONE	55	100.00	10/12/2019	90.00	11/9/2019		0.00	0.00	0.00	0.00
GATES, ABIGALE	61	100.00	10/16/2019	90.00	11/13/2019		0.00	0.00	0.00	0.00
Go-Mobile	200	1,600.00	6/2/2019	1,700.00	8/31/2020		-17,000.00	0.00	0.00	0.00
GREEN, JEAN	97	200.00	10/14/2019	120.00	11/11/2019		0.00	0.00	0.00	0.00
JARAMILLO, EARL	181	360.00	6/23/2019	145.00	10/22/2019		0.00	0.00	0.00	0.00
JS Auto Sales	114	400.00	7/8/2019	210.00	10/7/2019	Step 1 - Late	260.00	260.00	0.00	0.00
KAHN, FRANCISCA	75	100.00	7/8/2019	90.00	11/5/2019		0.00	0.00	0.00	0.00
LONG, PATRICE	99	200.00	8/24/2019	120.00	11/23/2019		0.00	0.00	0.00	0.00
LONGINO, DALE	145	96.00	10/17/2019	95.00	10/16/2019		95.00	95.00	0.00	0.00
Lotmen Fencing and Supplies	113	400.00	6/4/2019	210.00	11/2/2019		0.00	0.00	0.00	0.00
MAY, CHERYL	64	100.00	6/23/2019	90.00	9/22/2019	Step 3 - Lien	151.00	151.00	0.00	0.00
MONTGOMERY, MAUD	58	100.00	7/7/2019	90.00	12/6/2019		-90.00	0.00	0.00	0.00
National Imports	WH-1	12,000.00	6/15/2019	1,200.00	10/15/2019		1,200.00	1,200.00	0.00	0.00
Pinecrest Moving	187	360.00	7/12/2019	145.00	11/9/2019		0.00	0.00	0.00	0.00
POWERS, ALENE	7	25.00	8/10/2019	46.00	11/8/2019		0.00	0.00	0.00	0.00
SMITH, THOMAS	154	300.00	9/8/2019	110.00	11/6/2019		0.00	0.00	0.00	0.00
STOUT, PAUL	130	96.00	7/15/2019	95.00	11/12/2019		0.00	0.00	0.00	0.00
Susans Deli	1	25.00	6/9/2019	46.00	11/7/2019		0.00	0.00	0.00	0.00
THOMAS, JEFFERSON	85	200.00	6/14/2019	122.00	7/14/2019	Step 1 - Late	494.00	122.00	122.00	250.00
WALKER, MICHAEL	94	200.00	8/21/2019	120.00	11/19/2019		0.00	0.00	0.00	0.00
Watkins, Julie	126	96.00	10/13/2019	95.00	11/10/2019		0.00	0.00	0.00	0.00
Young's Fresh Fish	9	25.00	7/16/2019	46.00	10/15/2019		46.00	46.00	0.00	0.00
Count: 67		24,007.00		9,583.00			-12,936.25	4,173.65	540.95	404.00

Rent Roll by Move- In

Summary of all active contracts with common information like move-in date, balance, paid to date ordered by move-in date. Includes customer name, unit number, area, move-in date, rate, paid through date, late status, balance, aging 30, aging 31-60, aging 61+.

Empower Storage Network										Rent Roll
Empower Storage 41695 Date St. Murrieta, CA 92562										By Move-In Date
(951) 672-6257										January 1, 2019 to October 18, 2019
Customer Name	Unit	Area	Move-In	Rate	Paid Thru	Late Status	Balance	Aging 30	Aging 31-60	Aging 61+
DAVIS, CAROL	132	96.00	8/2/2019	95.00	9/1/2019	Step 4 - Notice of :	260.00	130.00	130.00	0.00
DIAS, DAVID	92	200.00	8/4/2019	122.00	11/2/2019		-392.85	0.00	0.00	0.00
BROWN, ANGELA	71	100.00	8/5/2019	90.00	11/3/2019		0.00	0.00	0.00	0.00
DOWGEN, JONATHAN	67	100.00	8/7/2019	90.00	11/5/2019		0.00	0.00	0.00	0.00
POWERS, ALENE	7	25.00	8/10/2019	46.00	11/8/2019		0.00	0.00	0.00	0.00
DOMINGUEZ, PRISCILLA	50	100.00	8/11/2019	90.00	11/9/2019		0.00	0.00	0.00	0.00
WALKER, MICHAEL	94	200.00	8/21/2019	120.00	11/19/2019		0.00	0.00	0.00	0.00
LONG, PATRICE	99	200.00	8/24/2019	120.00	11/23/2019		0.00	0.00	0.00	0.00
FORRESTER, JIM D.	185	360.00	9/2/2019	145.00	9/1/2019	Step 2 - Preliminary	325.00	325.00	0.00	0.00
EMORY, JOSPEH	65	100.00	9/7/2019	90.00	11/5/2019		0.00	0.00	0.00	0.00
SMITH, THOMAS	154	300.00	9/8/2019	110.00	11/6/2019		0.00	0.00	0.00	0.00
ELIAS, ERICKA J.	123	96.00	9/12/2019	95.00	10/12/2019	Step 1 - Late	105.00	105.00	0.00	0.00
Downey, Dave	81	200.00	9/13/2019	120.00	11/11/2019		0.00	0.00	0.00	0.00
ETCHISON, LAURA	84	200.00	9/17/2019	120.00	11/15/2019		0.00	0.00	0.00	0.00
FIELDS, MARK	12	25.00	9/24/2019	45.00	10/22/2020		-450.00	0.00	0.00	0.00
FILLOW, FRANK F.	135	96.00	9/30/2019	95.00	11/29/2019		0.00	0.00	0.00	0.00
ESCOBAR, ISRAEL I.	182	360.00	9/30/2019	145.00	9/26/2019	Step 1 - Late	60.00	60.00	0.00	0.00
GARCIA, JASON	138	96.00	10/9/2019	95.00	11/6/2019		0.00	0.00	0.00	0.00
GARCIA, JAMES K.	13	25.00	10/11/2019	45.00	11/8/2019		0.00	0.00	0.00	0.00
GARFIELD, YVONE	55	100.00	10/12/2019	90.00	11/9/2019		0.00	0.00	0.00	0.00
Watkins, Julie	126	96.00	10/13/2019	95.00	11/10/2019		0.00	0.00	0.00	0.00
GREEN, JEAN	97	200.00	10/14/2019	120.00	11/11/2019		0.00	0.00	0.00	0.00
GATES, ABIGALE	61	100.00	10/16/2019	90.00	11/13/2019		0.00	0.00	0.00	0.00
CINTRON, JOAN	2	25.00	10/17/2019	45.00	11/16/2019		0.00	0.00	0.00	0.00
LONGINO, DALE	145	96.00	10/17/2019	95.00	10/16/2019		95.00	95.00	0.00	0.00
FULBRIGHT, JOHN	189	360.00	10/17/2019	145.00	11/14/2019		0.00	0.00	0.00	0.00
FULBRIGHT, JOHN	190	360.00	10/17/2019	145.00	11/14/2019		0.00	0.00	0.00	0.00
Count: 67		24,007.00		9,583.00			-12,936.25	4,173.65	540.95	404.00

Contract Reports

Rent Roll by Unit

Summary of all active contracts with common information like move-in date, balance, paid to date ordered by unit number. Includes customer name, unit number, area, move-in date, rate, paid through date, late status, balance, aging 30, aging 31-60, aging 61+.

Empower Storage Network										Rent Roll	
Empower Storage (951) 672-6257 41695 Date St. Murrieta, CA 92562										By Unit	
										January 1, 2019 to October 18, 2019	
Customer Name	Unit	Area	Move-In	Rate	Paid Thru	Late Status	Balance	Aging 30	Aging 31-60	Aging 61+	
Lotmen Fencing and Supplie	113	400.00	6/4/2019	210.00	11/2/2019		0.00	0.00	0.00	0.00	
JS Auto Sales	114	400.00	7/8/2019	210.00	10/7/2019	Step 1 - Late	260.00	260.00	0.00	0.00	
CASHION, WILLIAM	122	96.00	7/11/2019	95.00	11/8/2019		0.00	0.00	0.00	0.00	
ELIAS, ERICKA J.	123	96.00	9/12/2019	95.00	10/12/2019	Step 1 - Late	105.00	105.00	0.00	0.00	
Watkins, Julie	126	96.00	10/13/2019	95.00	11/10/2019		0.00	0.00	0.00	0.00	
CAMACHO, JACOB	129	96.00	7/11/2019	95.00	11/8/2019		0.00	0.00	0.00	0.00	
STOUT, PAUL	130	96.00	7/15/2019	95.00	11/12/2019		0.00	0.00	0.00	0.00	
CROOKER, JANNET	131	96.00	7/29/2019	95.00	9/27/2019	Step 3 - Lien	171.95	171.95	0.00	0.00	
DAVIS, CAROL	132	96.00	8/2/2019	95.00	9/1/2019	Step 4 - Notice of	260.00	130.00	130.00	0.00	
FILLOW, FRANK F.	135	96.00	9/30/2019	95.00	11/29/2019		0.00	0.00	0.00	0.00	
GARCIA, JASON	138	96.00	10/9/2019	95.00	11/8/2019		0.00	0.00	0.00	0.00	
COTTON, VICTORA	140	96.00	7/16/2019	95.00	10/15/2019		95.00	95.00	0.00	0.00	
CARAWAY, BRANDON	142	96.00	7/14/2019	95.00	11/11/2019		0.00	0.00	0.00	0.00	
LONGINO, DALE	145	96.00	10/17/2019	95.00	10/16/2019		95.00	95.00	0.00	0.00	
BERRY, ANDREW	150	300.00	6/9/2019	110.00	11/7/2019		0.00	0.00	0.00	0.00	
BERRY, ANDREW	151	300.00	6/6/2019	110.00	9/5/2019	Step 2 - Preliminar	205.00	205.00	0.00	0.00	
SMITH, THOMAS	154	300.00	9/8/2019	110.00	11/6/2019		0.00	0.00	0.00	0.00	
BIANCO, ELIZABETH	178	360.00	6/11/2019	145.00	10/11/2019	Step 1 - Late	186.95	186.95	0.00	0.00	
JARAMILLO, EARL	181	360.00	6/23/2019	145.00	10/22/2019		0.00	0.00	0.00	0.00	
ESCOBAR, ISRAEL I.	182	360.00	9/30/2019	145.00	9/26/2019	Step 1 - Late	60.00	60.00	0.00	0.00	
Burton, Shay M.	183	360.00	6/15/2019	145.00	10/15/2019		303.90	303.90	0.00	0.00	
FORRESTER, JIM D.	185	360.00	9/2/2019	145.00	9/1/2019	Step 2 - Preliminar	325.00	325.00	0.00	0.00	
Pinecrest Moving	187	360.00	7/12/2019	145.00	11/9/2019		0.00	0.00	0.00	0.00	
FULBRIGHT, JOHN	189	360.00	10/17/2019	145.00	11/4/2019		0.00	0.00	0.00	0.00	
FULBRIGHT, JOHN	190	360.00	10/17/2019	145.00	11/14/2019		0.00	0.00	0.00	0.00	
Go-Mobile	200	1,600.00	6/2/2019	1,700.00	8/31/2020		-17,000.00	0.00	0.00	0.00	
National Imports	WH-1	12,000.00	6/15/2019	1,200.00	10/15/2019		1,200.00	1,200.00	0.00	0.00	
Count: 67		24,007.00		9,583.00			-12,936.25	4,173.65	540.95	404.00	

Reservations by Customer

Reservations by Customer name. Includes customer name, unit number, move-in date, size, building, area, rate, unit type, email and phone number. Totals are provided for count, area and rate.

Empower Storage Network										Reservations	
Empower Storage (951) 672-6257 41695 Date St. Murrieta, CA 92562										By Customer Name	
										10/18/2019	
Name	Unit	Move-In Date	Size	Building	Area	Rate	Unit Type	Email	Phone Number		
DORIS BURTON	179	9/8/2019	12 X 30		360	\$145.00	RV Storage		(712) 764-9137		
FABIAN DOWLING	5	9/19/2019	5 X 5		25	\$45.00	Cold Storage		(336) 459-1599		
DAVE GREENBURG	176	10/26/2019	12 X 30		360	\$145.00	RV Storage		(206) 940-9991		
Count: 3					745.0	335.00					

Reservations by Date

Reservations by move-in date. Includes customer name, unit number, move-in date, size, building, area, rate, unit type, email and phone number. Totals are provided for count, area and rate.

Empower Storage Network										Reservations	
Empower Storage (951) 672-6257 41695 Date St. Murrieta, CA 92562										By Move-In Date	
										10/18/2019	
Move-In Date	Name	Unit	Size	Building	Area	Rate	Unit Type	Email	Phone Number		
9/8/2019	DORIS BURTON	179	12 X 30		360	\$145.00	RV Storage		(712) 764-9137		
9/19/2019	FABIAN DOWLING	5	5 X 5		25	\$45.00	Cold Storage		(336) 459-1599		
10/26/2019	DAVE GREENBURG	176	12 X 30		360	\$145.00	RV Storage		(206) 940-9991		
Count: 3					745.0	335.00					

Contract Reports

Reservations by Unit

Reservations by unit number. Includes customer name, unit number, move-in date, size, building, area, rate, unit type, email and phone number. Totals are provided for count, area and rate.

Empower Storage Network								Reservations	
Empower Storage 41695 Date St. Murrieta, CA 92562								(951) 672-6257	
								By Unit	
								10/18/2019	
Unit	Name	Move-In Date	Size	Building	Area	Rate	Unit Type	Email	Phone Number
5	FABIAN DOWLING	9/19/2019	5 X 5		25	\$45.00	Cold Storage		(336) 469-1599
176	DAVE GREENBURG	10/26/2019	12 X 30		360	\$145.00	RV Storage		(206) 940-9991
179	DORIS BURTON	9/8/2019	12 X 30		360	\$145.00	RV Storage		(712) 764-9137
Count:	3				745.0	335.00			

Revert Rate Report

List each contract that has pending revert rate where the rate will return to the default rate. Includes revert date, unit number, unit size, current rate, default rate, move-in date and paid through date. Total count is provided.

Empower Storage Network								Revert Rate	
								Friday, October 18, 2019	
Revert Date	Unit	Name	Size	Current Rate	Default Rate	Move-In Date	Paid Thru Date		
11/18/2019	3	JOAN CINTRON	5 X 5	\$45.00	\$45.00	10/18/2019	11/17/2019		
Count:	1								
Total:	1								

Scheduled Auctions

List of auctions scheduled for the time-period. (Select using dates in the future) Includes auction date, name and e-mail, unit number, unit size, paid through, delinquency status, late step, move-in date and balance. Totals are provided for count and balance.

Empower Storage Network								Scheduled Auctions	
Empower Storage 41695 Date St. Murrieta, CA 92562								(951) 672-6257	
								Friday, 18 October, 2019	
Auction Date	Name / E-mail	Unit	Size	Paid Thru	Delinquency	Late Step	Move-In Date	Balance	
10/18/2019	MARILYN BEASLEY	80	10 X 20	8/21/2019	Auction	Step 4 - Notice of Sale	6/22/2019	\$327.90	
					Phone Numbers:	(802) 870-2218	Primary		
Count:	1							\$327.90	

Contract Reports

Scheduled Move-Outs by Unit

Units scheduled for move-out sorted by unit number. Includes unit number, building, unit size, paid through date, balance, status, over-lock status, scheduled move-out, auto pay, deny access, vehicle, license, make, model and name. Total count is provided.

Empower Storage Network													Scheduled Move-Out	
Empower Storage 41695 Date St. Murrieta, CA 92562											(951) 672-6257		By Unit Friday, October 18, 2019	
Unit	Building	Size	Paid Through	Balance	Status	Over- Lock Status	Sched. Move-Out	Auto Pay	Deny Access	Vehicle	License	Make	Model	Name
64		10 X 10	9/22/2019	151.00	Rented	Overlocked	9/27/2019	No	Yes	No				CHERYLMAY
87		10 X 20	10/4/2019	163.95	Rented	Overlocked	10/10/2019	No	Yes	No				Silvia Aquime
178		12 X 30	10/11/2019	186.95	Rented	NotOverlocked	10/11/2019	No	Yes	Yes				ELIZABETH BIANCO
Count:		3												

Scheduled Move-Outs by Date

Units scheduled for move-out sorted by move-out date. Includes unit number, building, unit size, paid through date, balance, status, over-lock status, scheduled move-out, auto pay, deny access, vehicle, license, make, model and name. Total count is provided.

Empower Storage Network													Scheduled Move-Out	
Empower Storage 41695 Date St. Murrieta, CA 92562											(951) 672-6257		By Move-Out Date Friday, October 18, 2019	
Unit	Building	Size	Paid Through	Balance	Status	Over- Lock Status	Sched. Move-Out	Auto Pay	Deny Access	Vehicle	License	Make	Model	Name
64		10 X 10	9/22/2019	151.00	Rented	Overlocked	9/27/2019	No	Yes	No				CHERYLMAY
87		10 X 20	10/4/2019	163.95	Rented	Overlocked	10/10/2019	No	Yes	No				Silvia Aquime
178		12 X 30	10/11/2019	186.95	Rented	NotOverlocked	10/11/2019	No	Yes	Yes				ELIZABETH BIANCO
Count:		3												

Statement History

Summary of invoices and/or statements generated. Includes date/time, customer name, unit number, move-in date, billing plan, balance and pay on day. Total count is provided.

Empower Storage Network													Statement History	
Empower Storage 41695 Date St. Murrieta, CA 92562											(951) 672-6257		Friday, October 18, 2019	
Date / Time	Customer	Unit	Move In Date	Billing Plan	Balance	Pay On Day								
10/18/2019 10:34:08AM	Lotmen Fencing and Supplies	113	6/4/2019	Storage & RV	\$0.00	16								
10/18/2019 10:34:09AM	AGUIRRE, SILVIA J.	60	6/4/2019	Storage & RV	\$0.00	16								
10/18/2019 10:34:10AM	BARRETT, JANEL	90	6/4/2019	Storage & RV	\$0.00	16								
Count:		3												

Contract Reports

Tax Exempt Customers

Customers with tax-exempt status. Includes customer name, unit number, tax ID, address, city, state, zip and move-in date. Total count is provided.

Empower Storage Network						Tax Exempt Customers		
Customer Name	Unit	TaxId	Address	City	State	Zip	Move-In Date	
DOWGEN, JONATHAN	67		1477 DUNCAN AVE.	BROOKLYN	NY	92255	8/7/2019	
Count: 1								

Tenant Listing

List of current tenants including basic vehicle information. Includes customer name, unit number, building, floor, vehicle, license plate and notes. Total count is provided.

Empower Storage Network						Tenant Listing	
Empower Storage 41695 Date St. Murrieta, CA 92562			(951) 672-6257		Friday, October 18, 2019		
Customer Name	Unit	Building	Floor	Vehicle	LicensePlate	Notes	
BERRY, ANDREW	150			Yes	H716288		
Susans Deli	1			No			
CAMACHO, JACOB	129			No			
POWERS, ALENE	7			No			
GARCIA, JAMES K.	13			Yes			
CASHION, WILLIAM	122			No			
DOMINGUEZ, PRISCILLA	50			No			
GARFIELD, YVONE	55			No			
Pinecrest Moving	187			Yes	JMV88267		
Watkins, Julie	126			No			
GREEN, JEAN	97			No			
Downey, Dave	81			No			
CARAWAY, BRANDON	142			No			
STOUT, PAUL	130			No			
GATES, ABIGALE	61			No			
FULBRIGHT, JOHN	189			No			
FULBRIGHT, JOHN	190			No			
ETCHISON, LAURA	84			No			
CINTRON, JOAN	2			No			
CINTRON, JOAN	3			No			
BRODE, HATTIE	4			No			
WALKER, MICHAEL	94			No			
LONG, PATRICE	99			No			
FILLOW, FRANK F.	135			No			
MONTGOMERY, MAUD	58			No			
CLARK, BILLIE	86			No			
Go-Mobile	200			No			
FIELDS, MARK	12			No			
Count: 68							

Contract Reports

Transaction History

Full details of all transactions for the selected contract during the time period. Includes customer name, move-in date, payment type, amount, debit and credit. Total count is provided.

Empower Storage Network				Transaction History	
Empower Storage 41695 Date St. Murrieta, CA 92562		(951) 672-6257		Friday, October 18, 2019	
SMITH, JULIA				Move In: 9/10/2019	
10/18/2019 2:46:50PM MoveOut					
Ending Balance \$ 0.00				\$0.00	\$0.00
CAMACHO, JACOB				Move In: 7/11/2019	
10/18/2019 10:33:45AM Payment					
	PaymentCash	\$240.00	129	Debit	Credit
PayRent	1100			Payment Applied: Commercial: 2018-08-19	95.00
PayRent	1000			Payment Applied: Commercial: 2018-08-19	95.00
PayFee	1100			Payment Applied: Commercial Late Fee	50.00
PayFee	1000			Payment Applied: Commercial Late Fee	50.00
PayRent	1100			Payment Applied: Commercial: 2018-09-19	95.00
PayRent	1000			Payment Applied: Commercial: 2018-09-19	95.00
Ending Balance \$ 0.00				\$240.00	\$240.00
CINTRON, JOAN				Move In: 10/18/2019	
10/18/2019 4:06:28PM ContactConverted					
Ending Balance \$ 0.00				\$0.00	\$0.00
10/18/2019 4:06:29PM MoveIn Charge					
	Charge		3	Debit	Credit
ChargeRent	4000			Storage & RV: 10/18/2019	45.00
ChargeRent	1100			Storage & RV: 10/18/2019	45.00
	PaymentCash	\$45.00	3	Debit	Credit
PayRent	1100			Payment Applied: Storage & RV: 10/18/2019	45.00
PayRent	1000			Payment Applied: Storage & RV: 10/18/2019	45.00
Ending Balance \$ 0.00				\$90.00	\$90.00
BEASLEY, MARILYN				Move In: 6/22/2019	
10/18/2019 4:12:11PM Auction					
Ending Balance \$ 327.90				\$0.00	\$0.00
Count: 5					

Vacate Report

List of inactive contracts by their move-out date for the selected date range. Includes vacate date, unit number, size and name.

Scheduled Vacate Report

Empower Storage Network				Friday, October 18, 2019	
Empower Software 41695 Date St. Murrieta, CA 92562		(951) 672-6257		July 15, 2016 to July 31, 2016	
Vacate Date	Unit	Size	Name		
7/30/2016	84	10 X 20	ETCHISON, LAURA		
7/30/2016	91	10 X 20	BERTHIAUME, MITTIE P.		
7/30/2016	80	10 X 20	BEASLEY, MARILYN		

Insurance Reports

Insurance Reports

Contracts with Insurance	74
Insurance Starts.....	74
Insurance Summary.....	74
Insurance Vacates	74
Monthly Premiums.....	74
Premium Details.....	74
Protection Transactions	74

Insurance Reports

Contracts with Insurance

Contracts with Insurance/ Protection sorted by unit type. Includes customer name, unit number, description, category, account ID, coverage and amount. Totals are provided for count, coverage and amount.

Empower Storage Network				Contracts With Insurance		
Empower Storage 41695 Date St. Murrieta, CA 92562		(951) 672-6257		As Of 10/21/2019		
Customer Name	Unit	Description	Category	Account Id	Coverage	Amount
Unit Type: Cold Storage						
ALENE POWERS	7	Burglary (\$5,000 @ 50%)	Insurance	4400	10,000.00	\$9.95
Count: 1					10,000.00	9.95
Unit Type: Container Storage						
Julie Watkins	126	Burglary (\$10,000 @ 100%)	Insurance	4400	15,000.00	\$31.95
JANNET CROOKER.	131	Burglary (\$1,000 @ 50%)	Insurance	4400	4,000.00	\$6.95
FRANK F. FILLLOW	135	Burglary (\$1,000 @ 50%)	Insurance	4400	4,000.00	\$6.95
JASON GARCIA	138	Burglary (\$1,000 @ 50%)	Insurance	4400	4,000.00	\$6.95
BRANDON CARAWAY	142	Burglary (\$1,000 @ 50%)	Insurance	4400	4,000.00	\$6.95
Count: 5					31,000.00	59.75
Unit Type: Multi-Door						
Lotmen Fencing and Supplies	113	Burglary (\$10,000 @ 100%)	Insurance	4400	15,000.00	\$31.95
Count: 1					15,000.00	31.95
Unit Type: Portable Storage						
DEBRA CAMPBELL	21	Burglary (\$1,000 @ 50%)	Insurance	4400	4,000.00	\$6.95
ANNA COLLIER	22	Burglary (\$1,000 @ 50%)	Insurance	4400	4,000.00	\$6.95
BRANDI BEARTWELL	30	Burglary (\$1,000 @ 50%)	Insurance	4400	4,000.00	\$6.95
Count: 3					12,000.00	20.85
Unit Type: RV Storage						
ELIZABETH BIANCO	178	Burglary (\$10,000 @ 100%)	Insurance	4400	15,000.00	\$31.95
Shay M. Burton	183	Burglary (\$1,000 @ 50%)	Insurance	4400	4,000.00	\$6.95
Count: 2					19,000.00	38.90
Unit Type: Standard Storage						
YVONE GARFIELD	55	Burglary (\$5,000 @ 100%)	Insurance	4400	10,000.00	\$16.95
JEREMY ANTONIO	57	Burglary (\$1,000 @ 50%)	Insurance	4400	4,000.00	\$6.95
SILVIA J. AGUIRRE	60	Burglary (\$1,000 @ 50%)	Insurance	4400	4,000.00	\$6.95
ABIGALE GATES	61	Burglary (\$10,000 @ 100%)	Insurance	4400	15,000.00	\$31.95
LEANNAADAMEK	69	Burglary (\$1,000 @ 50%)	Insurance	4400	4,000.00	\$6.95
MARILYN BEASLEY	80	Burglary (\$1,000 @ 50%)	Insurance	4400	4,000.00	\$6.95
Silvia Aquirre	87	Burglary (\$1,000 @ 50%)	Insurance	4400	4,000.00	\$6.95
JANELBARRETT	90	Burglary (\$1,000 @ 50%)	Insurance	4400	4,000.00	\$6.95
DAVID DIAS	92	Burglary (\$1,000 @ 100%)	Insurance	4400	4,000.00	\$10.95
Count: 9					53,000.00	101.55
Count: 21					140,000.00	262.95

Insurance Starts

List protection starts within the selected date range. Includes location, customer name, change date, protection, premium, start date, unit number, move-in date and move-out date. Totals are provided for count and amount.

Empower Storage Network				Protection Starts				
				By Employee				
				January 1, 2019 to October 29, 2019				
Location	Customer	Change Date	Protection	Premium	Start Date	Unit	Move In	Move Out
Employee :								
Count For								
Total:								

Insurance Reports

Insurance Summary

List summary data for insurance collections for the selected locations. Includes item, premium, coverage, number of contracts, coverage subtotal and premium subtotal. Also includes totals collected for this period on active contracts, insured contracts, percent insured, new policies, closed policies and premiums collected. Totals are provided for coverage contracts and net premiums.

Empower Storage Network		Insurance Summary			
Empower Storage		January 1, 2019 to October 29, 2019			
Active Contracts					
Item	Premium	Coverage	Number Of Contracts	Coverage Subtotal	Premium Subtotal
Burglary (\$1,000 @ 100%)	\$10.95	\$4,000.00	1	\$4,000.00	\$10.95
Burglary (\$5,000 @ 50%)	\$9.95	\$10,000.00	1	\$10,000.00	\$9.95
Burglary (\$10,000 @ 100%)	\$31.95	\$15,000.00	4	\$60,000.00	\$127.80
Burglary (\$5,000 @ 100%)	\$16.95	\$10,000.00	1	\$10,000.00	\$16.95
Burglary (\$1,000 @ 50%)	\$6.95	\$4,000.00	14	\$56,000.00	\$97.30
			21	\$140,000.00	\$262.95
Collected This Period					
Active Contracts:	66	New Policies:	0		
Insured Contracts:	22	Closed Policies:	1		
Percent Insured:	32.35%	Premiums Collected:	\$1,275.65		
Total Coverage Contracts:	\$ 150,000.00	Refunds:	\$0.00		
		NSF:	\$0.00		
		Net Premiums:	\$1,275.65		

Insurance Vacates

List of customers with insurance that vacated during the specified time period. Includes locations, unit number, customer name, address, phone number, email, date added, coverage, balance and paid through date. Totals are provided for coverage and balance.

Empower Storage Network		Insurance Vacates								
		January 1, 2019 to October 29, 2019								
Location	Unit	Customer	Address	Phone Number	Email	Date Added	Coverage	Balance	PT Date	
	82	JULIA SMITH	1234 Any St. Anytown, CA 92780 USA	(951) 672-6257		8/19/2018	\$10,000.00	\$0.00	11/8/2019	
Count: 1							\$10,000.00	\$0.00		

Monthly Premiums

One-page report that shows the summary totals for insurance collected for one month. This report is required to be submitted by some insurance companies with money collected for insurance.

Stored Property Insurance	
For Company Use Only: Received: _____ Logged: _____ Fees Paid: _____	
Monthly Premium Report and Remittance	
Accounting Period:	September 1, 2019 to September 30, 2019
Policy#:	_____
Number of Insured Units:	13
Net Premiums Collected:	\$146.25
	Make Check Payable To: Ponderosa SafeStor
Facility/Company Name:	Empower Storage
Address:	41695 Date St. Murrieta, CA 92562
Report Submitted By:	_____
Phone:	(951) 672-6257

Insurance Reports

Premium Details

Contracts with Insurance/ Protection. Includes date, unit number, customer name, move-in date, move-out date, transaction type, description, coverage, charge, payment, adjustment and balance. Totals are provided for count, charge, payment, adjustment and balance.

Empower Storage Network						Premium Details					
Empower Storage			(951) 672-6257			September 1, 2019 to September 30, 2019					
41695 Date St. Murrieta, CA 92562											
Date	Unit	Move In	Move Out	Transaction Type	Description	Coverage	Charge	Payment	Adjustment	Balance	
9/4/2019	92			Charge-Charge	Burglary (\$1,000 @ 100%)	4,000	10.95	0.00	0.00		
9/4/2019	92			Charge-PaymentPrepaid	Burglary (\$1,000 @ 100%)	4,000	0.00	-10.95	0.00		
						Total	10.95	-10.95	0.00		
Lotmen Fencing and Sup.						6519 Bush St. Mountain Center, CA 92561	(619) 882-7762				
9/4/2019	113	6/4/2019		Payment-PaymentCreditCar	Burglary (\$10,000 @ 100%)	15,000	0.00	-31.95	0.00		
						Total	0.00	-31.95	0.00	-31.95	
CROOKER., JANNET						1294 PHEASANT RIDGE ROAD PHILADELPHIA, PA 922	(215) 552-6536				
9/17/2019	131	7/29/2019		Payment-PaymentCash	Burglary (\$1,000 @ 50%)	4,000	0.00	-6.95	0.00		
9/28/2019	131			Charge-Charge	Burglary (\$1,000 @ 50%)	4,000	6.95	0.00	0.00		
						Total	6.95	-6.95	0.00		
FILLow, FRANK F.						75858 W. HORTON INDO, CA 92201	(888) 828-8282				
9/28/2019	135	9/30/2019		MoveIn-Charge	Burglary (\$1,000 @ 50%)	4,000	6.95	0.00	0.00		
9/28/2019	135			MoveIn-PaymentCash	Burglary (\$1,000 @ 50%)	4,000	0.00	-6.95	0.00		
						Total	6.95	-6.95	0.00		
CARAWAY, BRANDON						4088 MONROE STREET HOUSTON, TX 92589	(713) 390-9964				
9/10/2019	142	7/14/2019		Charge-Charge	Burglary (\$1,000 @ 50%)	4,000	6.95	0.00	0.00		
						Total	6.95	0.00	0.00	6.95	
BIANCO, ELIZABETH						1782 CEDARSTONE DRIVE TOLEDO, OH 92507	(419) 470-8377				
9/11/2019	178	6/11/2019		Charge-Charge	Burglary (\$10,000 @ 100%)	15,000	31.95	0.00	0.00		
						Total	31.95	0.00	0.00	31.95	
Burton, Shay M.						7337 Cocoa Street Brownsville, CA 95919	(212) 938-3888				
9/15/2019	183	6/15/2019		Charge-Charge	Burglary (\$1,000 @ 50%)	4,000	6.95	0.00	0.00		
9/27/2019	183			Payment-PaymentCash	Burglary (\$1,000 @ 50%)	4,000	0.00	-6.95	0.00		
9/27/2019	183			Payment-PaymentCash	Burglary (\$1,000 @ 50%)	4,000	0.00	-6.95	0.00		
						Total	6.95	-13.90	0.00	-6.95	
Count: 18						Total	146.25	-146.25	0.00	0.00	

Protection Transactions

List of insurance related transactions sorted by date. Includes date, time, description, customer name, unit number, debit and credit amount. Totals are included for count, debit and credit.

Empower Storage Network				Protection Transactions		
Empower Storage		(951) 672-6257		October 15, 2019 to October 21, 2019		
41695 Date St. Murrieta, CA 92562						
Date / Time	Description	Customer	Unit	Debit	Credit	
10/15/2019 10:22:29AM	PaymentCash	CARAWAY, BRANDON	142			
	1100 Payment Applied: Burglary (\$1,000 @ 50%): 2018-08-22				6.95	
	1000 Payment Applied: Burglary (\$1,000 @ 50%): 2018-09-22			6.95		
	1100 Payment Applied: Burglary (\$1,000 @ 50%): 2018-09-22				6.95	
	1000 Payment Applied: Burglary (\$1,000 @ 50%): 2018-08-22			6.95		
				13.90	13.90	
10/16/2019 12:00:00AM	Charge	COLLIER, ANNA	22			
	4400 Burglary (\$1,000 @ 50%): 2018-09-27				6.95	
	1100 Burglary (\$1,000 @ 50%): 2018-09-27			6.95		
				6.95	6.95	
10/16/2019 12:00:00AM	Charge	Burton, Shay M.	183			
	4400 Burglary (\$1,000 @ 50%): 2018-09-27				6.95	
	1100 Burglary (\$1,000 @ 50%): 2018-09-27			6.95		
				6.95	6.95	
10/16/2019 12:00:00AM	Charge	Burton, Shay M.	183			
	4400 Burglary (\$1,000 @ 50%): 11/27/2019				6.95	
	1100 Burglary (\$1,000 @ 50%): 11/27/2019			6.95		
				6.95	6.95	
Count: 10				34.75	34.75	

Marketing Reports

Marketing Reports

Zip Code Analysis..... 78

Zip Code Marketing 79

Marketing Reports

Zip Code Analysis

Move-ins by zip code. Includes zip code, city, state, number of units, sum of area, sum of rent, percent of total area, percent of total rent.

Empower Storage Network			Zip Code Analysis			
Empower Storage 41695 Date St. Murrieta, CA 92562		(951) 672-6257	October 15, 2019 to October 21, 2019			
Zip Code	City, State	# of Units	Sum of Area	Sum of Rent	% of Total Area	% of Total Rent
92539	ANZA, CA	1	100.00	\$90.00	0.40%	0.90%
10 X 10		1	100.00	\$90.00		
		1	100.00	\$90.00	0.40%	0.90%
92544	OKLAHOMA CITY, OK	1	100.00	\$90.00		
10 X 10		1	100.00	\$90.00		
		1	100.00	\$90.00	0.40%	0.90%
92555	CASPER, WY	1	96.00	\$95.00		
8 X 12		1	96.00	\$95.00		
		1	96.00	\$95.00	0.38%	0.95%
92561	SEATTLE, WA	2	720.00	\$290.00		
12 X 30		1	400.00	\$210.00		
20 X 20		1	320.00	\$80.00		
		3	1,120.00	\$500.00	4.48%	5.02%
92562	MIRRIETA, CA	1	100.00	\$90.00		
10 X 10		1	200.00	\$120.00		
10 X 20		1	300.00	\$110.00		
12 X 25		1	400.00	\$210.00		
20 X 20		1	12,000.00	\$1,200.00		
60 X 200		1	96.00	\$95.00		
8 X 12		6	13,096.00	\$1,825.00	52.43%	18.32%
92564	REMUS, MI	1	100.00	\$90.00		
10 X 10		1	1,600.00	\$1,700.00		
Cell Tower		2	1,700.00	\$1,790.00	6.81%	17.97%
92571	Perris, CA	1	200.00	\$120.00		
10 X 20		1	96.00	\$95.00		
8 X 12		2	296.00	\$215.00	1.19%	2.16%
92587	JACKSONVILLE, FL	2	400.00	\$244.00		
10 X 20		2	400.00	\$244.00	1.60%	2.45%
92589	HOUSTON, TX	1	96.00	\$95.00		
8 X 12		1	96.00	\$95.00	0.38%	0.95%
92590	CAMBRIDGE, MA	1	25.00	\$46.00		
5 X 5		1	25.00	\$46.00	0.10%	0.46%
92591	PROVIDENCE, RI	1	50.00	\$70.00		
5 X 10		1	50.00	\$70.00	0.20%	0.70%
92592	SADIEVILLE, KY	1	96.00	\$95.00		
8 X 12		1	96.00	\$95.00	0.38%	0.95%
92593	ELK HORN, IA	1	360.00	\$145.00		
12 X 30		1	360.00	\$145.00	1.44%	1.46%
92671	San Clemente, NC	1	25.00	\$46.00		
5 X 5		1	25.00	\$46.00	0.10%	0.46%

Marketing Reports

Zip Code Marketing

Move-ins by zip codes and marketing source. Includes zip code, source, city, state, count and percent of total. Totals are provided for count and percent of total.

Empower Storage Network			
Empower Storage 41695 Date St. Murrieta, CA 92562		(951) 672-6257	Zip Code Marketing October 15, 2019 to October 21, 2019
Zip Code	City, State	Count	% of Total
Drive By		1	
92860	OVID, NH	1	1.39%
Phonebook		1	
94107	SAN FRANCISCO, CA	1	1.39%
Drive By		1	
95046	SAN MARTIN, CA	1	1.39%
Phonebook		1	
95204	STOCKTON, CA	1	1.39%
Drive By		1	
95919	Brownsville, CA	1	1.39%
Coupon		1	
95984	VIRGINIA CITY, NV	1	1.39%
Drive By		1	
Total		72	100%

Miscellaneous Reports

Miscellaneous Reports

- Inventory Activity 81
- Merchandise Adjustments 81
- Merchandise Sales..... 81
- Merchandise Summary 80
- Merchandise Summary with Cost..... 82
- To-Do List..... 83
- User Activity- Detail..... 83
- User Activity- Summary 84
- Work Order 84
- Work Order Summary..... 84
- Work Order Summary with Cost 84

Miscellaneous Reports

Inventory Activity

List merchandise items sold within the date range. Includes date/account, description, customer name, unit number, price, user, amount, item and taxable. Totals are provided for count and amount. This report also includes a summary of totals broken down merchandise type and tax.

Empower Storage Network				Inventory Activity			
Empower Storage 41695 Date St. Murrieta, CA 92562		(951) 672-6257		October 15, 2019 to October 21, 2019			
Date / Account	Description	Customer	Unit	Price	User	Amount	
10/17/2019 11:12:00AM	MoveIn	CINTRON, JOAN	2		Default Password		
	4200 Large Box: Qty 1			2.00	Taxable:	2.00	
	4210 Sales Tax					0.16	
						Sub Total	2.00
						Discount:	0.00
						Tax	0.16
						Total	\$2.16
Count: 2						Report Total	\$2.16
Summary							
Description							
Income							
	Large Box			2.00			
	Total	Income		2.00			
Income							
	Sales Tax			0.16			
	Total	Income		0.16			
				Total		\$2.16	

Merchandise Adjustments

List all merchandise inventory adjustments. Includes a date/time stamp, adjustment type, notes, quantity, UPC, product category, product description, cost, account ID and user. A summary is included for net change count and product name.

Empower Storage Network				Merchandise Adjustments				
Empower Storage 41695 Date St. Murrieta, CA 92562		(951) 672-6257		Monday, October 21, 2019				
Date / Account	Adjustment Type / Notes	Quantity	UPC	Product Category	Product Description	Cost	Account ID	User
10/21/2019 11:52:01AM	Found	5	1212121	Boxes	Large Box	25.00	4200	Technical Support
Found Inventory in back room. Adding back into the system for correct amount. MB								
Count: 1								
Summary								
Product						Net Change		
Large Box						5		

Merchandise Sales

Merchandise sales by product. Includes item description, item number, category, current price, quantity, current cost, extended cost, average price, sale amount, discount, total and net. Totals are provided for extended cost, sale amount, discount, total and net.

Empower Storage Network				Merchandise Sales										
Empower Storage 41695 Date St. Murrieta, CA 92562		(951) 672-6257		October 1, 2019 to October 21, 2019										
Item Description	Item Number	Category	Current Price	Qty	Current Cost	Extended Cost	Average Price	Sale Amount	Discount	Total	Net			
Large Box	1212121	Boxes	\$2.00	16	\$25.00	\$400.00	\$2.00	\$32.00	\$0.00	\$32.00	-\$368.00			
Medium Box	1212122	Boxes	\$1.50	13	\$0.20	\$2.60	\$1.50	\$19.50	\$0.00	\$19.50	\$16.90			
Small Box	1212123	Boxes	\$1.00	14	\$0.20	\$2.80	\$1.00	\$14.00	\$0.00	\$14.00	\$11.20			
Pad Lock	222223	Locks	\$3.00	6	\$1.20	\$7.20	\$3.00	\$18.00	\$0.00	\$18.00	\$10.80			
Box Knife	2323534345	Moving Supplies	\$2.75	2	\$0.50	\$1.00	\$2.75	\$5.50	\$0.00	\$5.50	\$4.50			
Shipping Tape	34553436	Moving Supplies	\$1.75	3	\$0.25	\$0.75	\$1.75	\$5.25	\$0.00	\$5.25	\$4.50			
Tape Gun	54689223	Moving Supplies	\$2.25	2	\$0.75	\$1.50	\$2.25	\$4.50	\$0.00	\$4.50	\$3.00			
					Extended Cost	\$415.85	Sale Amount		\$98.75	Discount	\$0.00	Total	\$98.75	-\$317.10

Miscellaneous Reports

Merchandise Summary

List the quantity on hand for each active merchandise item. Includes UPC code, description, account, vendor, taxed, re-order point, re-order quantity, quantity on hand, current cost, extended cost, price and extended price. Totals are provided for each category.

Empower Storage Network				Merchandise Summary												
Empower Storage 41695 Date St. Murrieta, CA 92562				(951) 672-6257				Tuesday, 29 October, 2019								
UPC Code	Description	Account	Vendor	Taxed	Reorder Point	Reorder Quantity	Quantity On Hand	Current Cost	Extended Cost	Price	Extended Price					
Boxes																
1212121	Large Box	4200	Acme Shipping Supplies	Yes	25	100	213	25.00	5,325.00	2.00	426.00					
1212122	Medium Box	4200	Acme Shipping Supplies	Yes	25	100	84	0.20	16.80	1.50	126.00					
1212123	Small Box	4200	Acme Shipping Supplies	Yes	25	100	79	0.20	15.80	1.00	79.00					
Count: 3							376	\$100.40	\$5,357.60	\$10.50	\$631.00					
Locks																
22224	Disk Lock	4200	Acme Shipping Supplies	Yes	25	100	12	0.50	6.00	7.00	84.00					
22223	Pad Lock	4200	Acme Shipping Supplies	Yes	25	100	14	1.20	16.80	3.00	42.00					
Count: 2							26	\$1.70	\$22.80	\$10.00	\$126.00					
Moving Supplies																
2323534345	Box Knife	4200	Acme Shipping Supplies	Yes	10	25	8	0.50	4.00	2.75	22.00					
34653436	Shipping Tape	4200	Acme Shipping Supplies	Yes	5	25	9	0.25	2.25	1.75	15.75					
54689223	Tape Gun	4200	Acme Shipping Supplies	Yes	5	15	3	0.75	2.25	2.25	6.75					
Count: 3							20	\$1.50	\$8.50	\$6.75	\$44.50					
Count: 8							Total:					422	\$103.60	\$5,388.90	\$27.25	\$801.50

Merchandise Summary with Cost

Current Inventory merchandise on hand and details for each item and each cost base. This report is grouped by the item category and includes UPC code, description, account, vendor, taxed, reorder point, reorder quantity, quantity on hand, cost, extended cost, price and extended price. Totals are provided for each category.

Empower Storage Network				Merchandise Summary												
Empower Storage 41695 Date St. Murrieta, CA 92562				(951) 672-6257				With Costs Monday, 21 October, 2019								
UPC Code	Description	Account	Vendor	Taxed	Reorder Point	Reorder Quantity	Quantity On Hand	Cost	Extended Cost	Price	Extended Price					
Boxes																
1212121	Large Box	4200	Acme Shipping Supplies	Yes	25	100	215	25.00	5,375.00	2.00	430.00					
1212122	Medium Box	4200	Acme Shipping Supplies	Yes	25	100	84	0.20	16.80	1.50	126.00					
1212123	Small Box	4200	Acme Shipping Supplies	Yes	25	100	79	0.20	15.80	1.00	79.00					
Count: 3							378	\$100.40	\$5,407.60	\$10.50	\$635.00					
Locks																
22224	Disk Lock	4200	Acme Shipping Supplies	Yes	25	100	12	0.50	6.00	7.00	84.00					
22223	Pad Lock	4200	Acme Shipping Supplies	Yes	25	100	14	1.20	16.80	3.00	42.00					
Count: 2							26	\$1.70	\$22.80	\$10.00	\$126.00					
Moving Supplies																
2323534345	Box Knife	4200	Acme Shipping Supplies	Yes	10	25	8	0.50	4.00	2.75	22.00					
34653436	Shipping Tape	4200	Acme Shipping Supplies	Yes	5	25	9	0.25	2.25	1.75	15.75					
54689223	Tape Gun	4200	Acme Shipping Supplies	Yes	5	15	3	0.75	2.25	2.25	6.75					
Count: 3							20	\$1.50	\$8.50	\$6.75	\$44.50					
Count: 8							Total:					424	\$103.60	\$5,438.90	\$27.25	\$805.50

To-Do List

The To-Do list report shows which items need to be completed before the End-of-Day process is ran. Includes category, description and notes.

Empower Storage Network			ToDo List	
Empower Storage 41695 Date St. Murrieta, CA 92562			(951) 672-6257 Tuesday, 1 October, 2019	
Category	Description	Notes		
ChangeOverlock	Unit 129 needs overlock to be removed. Unit 185 needs overlock to be added. Unit 54 needs overlock to be removed.			
FollowUp	BouncedCheck BouncedCheck	50: PRISCILLA DOMINGUEZ 151: ANDREW BERRY		
Count: 5				

NOTE: This list can be printed from the Quick view tab on the main screen.

Miscellaneous Reports

User Activity - Detail

Transactions by user with detailed information for each transaction.

Empower Storage Network		User Activity	
		October 1, 2019 to October 21, 2019	
		Detail	
Location: Empower Storage			
Default Password			
<i>MoveIn</i>			
10/17/2019 11:12:00AM			
	CINTRON, JOAN		
Unit: 2	Storage & RV: 10/17/2019		\$45.00
Unit: 2	Large Box: Qty 1		\$2.00
Unit: 2	Sales Tax		\$0.16
			Total: \$47.16
			MoveIn Count: 1
Total Number Of Transactions For: Default Password			
1			
Technical Support			
<i>MoveIn</i>			
10/18/2019 4:06:29PM			
	CINTRON, JOAN		
Unit: 3	Storage & RV: 10/18/2019		\$45.00
			Total: \$45.00
			MoveIn Count: 1
Total Number Of Transactions For: Technical Support			
1			
Tom Smith			
<i>Adjustment</i>			
10/9/2019 4:29:27PM			
	Susans Deli	Working customer	
Unit: 1	Adjustment: Commercial Late Fee		\$-50.00
			Total: -\$50.00
10/13/2019 9:56:15AM			
	MONTGOMERY, MAUD	One time adjustment	
Unit: 58	Adjustment: Preliminary Lien		\$-25.00
Unit: 58	Adjustment: Storage & RV		\$-90.00
Unit: 58	Adjustment: Late		\$-10.00
			Total: -\$125.00
			Adjustment Count: 2
<i>BouncedCheck</i>			
10/11/2019 9:33:14AM			
	DOMINGUEZ, PRISCILLA		
Unit: 50	NSF: Payment Applied: 1st Of Month: 2018-09-14		\$90.00
Unit: 50	NSF: Payment Applied: Late		\$10.00
			Total: \$100.00
10/12/2019 9:48:35AM			
	BERRY, ANDREW		
Unit: 151	NSF: Payment Applied: Storage & RV: 2018-08-18		\$110.00
Unit: 151	NSF: Payment Applied: Late		\$10.00
Unit: 151	NSF: Payment Applied: Preliminary Lien		\$25.00
Unit: 151	NSF		\$25.00
			Total: \$170.00

Miscellaneous Reports

User Activity - Summary

Transactions by user summary.

Empower Storage Network		User Activity	
		October 1, 2019 to October 21, 2019	
		Summary	
Location: Empower Storage			
Default Password			
<i>MoveIn</i>		MoveIn Count:	1
Total Number Of Transactions For: Default Password			1
Technical Support			
<i>MoveIn</i>		MoveIn Count:	1
Total Number Of Transactions For: Technical Support			1
Tom Smith			
<i>Adjustment</i>		Adjustment Count:	2
<i>BouncedCheck</i>		BouncedCheck Count:	2
<i>MoveIn</i>		MoveIn Count:	8
<i>Transfer</i>		Transfer Count:	1
Total Number Of Transactions For: Tom Smith			13

Work Order

Print work order(s) as a single page per order. Includes detailed information that was inputted during the work order process such as contact name, contact phone, address, vendor name, unit number, description, details and amounts. This report also shows who the work order was completed by and the date completed.

Empower Storage							
Work Order							
Empower Storage 41695 Date St. Murrieta, CA 92562				Work Order # 1 Unit: Building:			
Contact Name: Tim Smith Contact Phone: (951)672-6257 Contact Address: 28999 Old Town Front Street TEMECULA, CA 92590				Work Order Status: Open Date Started: 10/21/2019 Assigned To: Technical Support Target Date: 10/29/2019			
Vendor Name: Acme Shipping Supplies Vendor Phone: (123)456-7890 Vendor Bill #: 12345				Description: Customer's unit door is off the track. Needs to be repaired. - MB			
Details: Customer brought to our attention on Monday that their unit door will not roll up all the way because it is off the track. After doing an inspection, this in fact the case. We will need to have the door repaired. The customer is aware they are not to open the door until after 4pm because that is when the time slot is. 10/21/2019 12:33:01 PM							
Quantity	Description	Category	Type	Amount	Ext Amount	Charge Tenant	Charge Vendor
1	Pad Lock	Locks	Merchandise	\$3.00	\$3.00	No	Yes
1	Disk Lock	Locks	Merchandise	\$7.00	\$7.00	No	Yes
Total					\$10.00	\$0.00	\$10.00
Completed By							
Date Completed: 10/28/2019				Warranty Type: None			
Completed By: Technical Support				Warranty Expires: 10/21/2019			

Miscellaneous Reports

Work Order Summary

This report will list all work orders for the selected time period. Includes order number, status, unit, building, assigned to target date, completed by, contact name, vendor name and description. Print work orders as a single page per order.

Empower Storage Network										Work Order Summary Monday, October 21, 2019
Order Number	Status	Unit	Bldg	Assigned To	Target Date	Date Completed	Completed By	Contact Name	Vendor Name	Description / Cost Information
1	Open			Technical Support	10/29/2019	10/28/2019	Technical Support	Tim Smith	Acme Shipping Supplies	Customer's unit door is off the track . Needs to be repaired . - MB
Count: 1										

Work Order Summary with Cost

List work order within the selected dates and includes cost information. Includes order number, status, unit, building, assigned to target date, completed by, contact name, vendor name and description. Totals are provided for count and amount.

Empower Storage Network										Work Order Summary Monday, October 21, 2019
Order Number	Status	Unit	Bldg	Assigned To	Target Date	Date Completed	Completed By	Contact Name	Vendor Name	Description / Cost Information
1	Open			Technical Support	10/29/2019	10/28/2019	Technical Support	Tim Smith	Acme Shipping Supplies	Customer's unit door is off the track . Needs to be repaired . - MB
										1 Pad Lock \$3.00
										1 Disk Lock \$7.00
										Total \$10.00
Count: 1										

Unit Reports

Unit Reports

Available Units	88
Damaged Units.....	88
Dirty Units.....	88
Occupancy.....	88
Occupancy by Unit.....	89
Occupancy History.....	89
Occupancy Multiple Facility	89
Occupancy V3.....	89
Occupancy V3 by Unit Type.....	89
Overall Occupancy.....	90
Overall Occupancy by Unit Type	91
Overall Occupancy by Type Summary	91
Price List Summary- All Units	95
Price List Summary by Area.....	93
Price List Summary by Rate.....	93
Price List Summary by Size.....	94
Unit Features	94
Unit Status	95
Unit Summary by Feature	95
Units Denied Access	96
Vehicle Expirations	99
Vehicles	99
Walk Through.....	100

Unit Reports

Available Units

List of available units. Includes unit number, unit size, building, floor, vehicle, condition, monthly rate, managed rate, web-only rate, days available and notes. Each section is total with a count and average days available.

Empower Storage Network										Available Units Monday, October 21, 2019			
Unit	Size	Building	Floor	Vehicle	Condition	Monthly Rate	Managed Rate	Web-Only Rate	Days Available	Notes			
Empower Storage													
5 X 5										Average Days Available:		476	Count: 4
8	5 X 5			No	Ready	45.00	0.00	0.00	538				
11	5 X 5			No	Ready	45.00	0.00	0.00	538				
14	5 X 5			No	Ready	45.00	0.00	0.00	397				
15	5 X 5			No	Ready	45.00	0.00	0.00	432				
5 X 10										Average Days Available:		538	Count: 18
20	5 X 10			No	Ready	70.00	0.00	0.00	538				
23	5 X 10			No	Ready	70.00	0.00	0.00	538				
24	5 X 10			No	Ready	70.00	0.00	0.00	538				
25	5 X 10			No	Ready	70.00	0.00	0.00	538				
26	5 X 10			No	Ready	70.00	0.00	0.00	538				
27	5 X 10			No	Ready	70.00	0.00	0.00	538				
28	5 X 10			No	Ready	70.00	0.00	0.00	538				
29	5 X 10			No	Ready	70.00	0.00	0.00	538				
31	5 X 10			No	Ready	70.00	0.00	0.00	538				
32	5 X 10			No	Ready	70.00	0.00	0.00	538				
33	5 X 10			No	Ready	70.00	0.00	0.00	538				
34	5 X 10			No	Ready	70.00	0.00	0.00	538				
35	5 X 10			No	Ready	70.00	0.00	0.00	538				
36	5 X 10			No	Ready	70.00	0.00	0.00	538				
37	5 X 10			No	Ready	70.00	0.00	0.00	538				
38	5 X 10			No	Ready	70.00	0.00	0.00	538				
39	5 X 10			No	Ready	70.00	0.00	0.00	538				
40	5 X 10			No	Ready	70.00	0.00	0.00	538				
8 X 12										Average Days Available:		485	Count: 14
120	8 X 12			No	Ready	95.00	0.00	0.00	538				
121	8 X 12			No	Ready	95.00	0.00	0.00	538				
124	8 X 12			No	Ready	95.00	0.00	0.00	538				
125	8 X 12			Yes	Ready	95.00	0.00	0.00	407				
127	8 X 12			No	Ready	95.00	0.00	0.00	462				
128	8 X 12			No	Ready	95.00	0.00	0.00	538				
133	8 X 12			No	Ready	95.00	0.00	0.00	430				
134	8 X 12			No	Ready	95.00	0.00	0.00	404				
136	8 X 12			No	Ready	95.00	0.00	0.00	538				
137	8 X 12			No	Ready	95.00	0.00	0.00	431				
139	8 X 12			No	Ready	95.00	0.00	0.00	538				
141	8 X 12			No	Ready	95.00	0.00	0.00	401				
143	8 X 12			No	Ready	95.00	0.00	0.00	481				
144	8 X 12			No	Ready	95.00	0.00	0.00	538				

Damaged Units

List of damaged units and the unit notes. Includes unit number, building, floor, vehicle, size and rate. Totals are provided for count.

Empower Storage Network						Damaged Units	
Empower Storage			(951) 672-6257				
41695 Date St. Murrieta, CA 92562							
Unit	Building	Floor	Vehicle	Size	Rate		
3			No	5 X 5	\$45.00		
<i>Waiting for new door seal</i>							
98			No	10 X 20	\$120.00		
<i>Door spring needs to be replaced</i>							
Total Damaged Units: 2							

Unit Reports

Dirty Units

List of dirty units. Includes unit number, building, floor, vehicle, size and rate. Totals are provided for count.

Empower Storage Network						Dirty Units
Unit	Building	Floor	Vehicle	Size	Rate	
87			No	10 X 20	\$120.00	
89			No	10 X 20	\$120.00	
93			Yes	10 X 20	\$120.00	
Total Dirty Units:		3				

Occupancy

Standard facility occupancy report by size. This report provides a comparison by size current rent to potential rent. Item details for each size include unit size, total area, total units, rented units, reserved units, vacant units, other units, percent rented, percent of area rented, default rent, current potential rent, current actual rent and percent actual of potential. **Unavailable units are not included in this report.** Occupancy by size information is archived, except for totals by category on the **Facility Summary- Monthly Report**, therefore will always show status at the time the report is printed. Totals are accumulated for each category.

Empower Storage Network										Occupancy		
Empower Storage		(951) 672-6257								Monday, 21 October, 2019		
41695 Date St. Murrieta, CA 92562												
Unit Size	Total Area	Total Units	Rented Units	Reserved Units	Vacant Units	Other Units	% Rented	% of Area Rented	Default Rent	Current Potential Rent	Current Actual Rent	Percent Actual of Potential
10 X 10	2,600.0	26	15	0	11	0	57.7%	57.7%	\$2,340.00	\$2,340.00	\$1,350.00	57.69%
10 X 20	4,000.0	20	12	0	8	0	60.0%	60.0%	\$2,400.00	\$2,412.00	\$1,452.00	60.50%
12 X 25	1,800.0	6	3	0	3	0	50.0%	50.0%	\$660.00	\$660.00	\$330.00	50.00%
12 X 30	5,400.0	15	8	2	5	0	53.3%	53.3%	\$2,175.00	\$2,175.00	\$1,160.00	53.33%
12 X 35	8,400.0	20	0	0	20	0	0%	0%	\$8,000.00	\$8,000.00	\$0	0%
20 X 20	1,200.0	3	3	0	0	0	100.0%	100.0%	\$630.00	\$630.00	\$630.00	100.00%
5 X 10	1,050.0	21	3	0	18	0	14.3%	14.3%	\$1,470.00	\$1,470.00	\$210.00	14.29%
5 X 5	375.0	15	10	1	4	0	66.7%	66.7%	\$675.00	\$681.00	\$456.00	67.56%
60 X 200	12,000.0	1	1	0	0	0	100.0%	100.0%	\$1,200.00	\$1,200.00	\$1,200.00	100.00%
8 X 12	2,496.0	26	12	0	14	0	46.2%	46.2%	\$2,470.00	\$2,470.00	\$1,140.00	46.15%
Cell Tower	1,600.0	1	1	0	0	0	100.0%	100.0%	\$1,700.00	\$1,700.00	\$1,700.00	100.00%
Total	40,921.0	154	68	3	83	0	44.2%	58.73%	\$23,720.00	\$23,738.00	\$9,628.00	40.56%

Legend:
 Current Actual Rent = sum of occupied units at their rented rate.
 Current Potential Rent = sum of occupied units at their rented rate and vacant units at their default rate.
 Default Rent = sum of all units at their default/street rate.
 Percent of Rented = Percentage of total rented units to the total rentable units.
 This report does not include "Unavailable" units.
 Other Unit = Damaged and Company Units

NOTE: There is a "Legend" at the bottom of the report. Please utilize this section for additional information on the column.

Unit Reports

Occupancy by Unit Type

This report provides a comparison by size current rent to potential rent by unit type. Item details for each size include unit size, total area, total units, rented units, reserved units, vacant units, other units, percent rented, percent of area rented, default rent, current potential rent, current actual rent and percent actual of potential. **Unavailable units are not included in this report.** Occupancy by size information is archived, except for totals by category on the **Facility Summary- Monthly Report**, therefore will always show status at the time the report is printed. Totals are accumulated for each category.

Empower Storage Network											Occupancy By Unit Type Monday, 21 October, 2019	
Unit Size	Total Area	Total Units	Rented Units	Reserved Units	Vacant Units	Unavailable Units	% Rented	% of Area Rented	Default Rent	Current Potential Rent	Current Actual Rent	Percent Actual of Potential
Empower Storage												
Unit Type: Campground Space												
12 X 35	8,400.0	20	0	0	20	0	0 %	0 %	\$8,000.00	\$8,000.00	\$0	0 %
	8,400.0	20	0	0	20	0	0 %	0 %	\$8,000.00	\$8,000.00	\$0	0 %
Unit Type: Cell Tower												
Cell Tower	1,600.0	1	1	0	0	0	100.0%	100.0%	\$1,700.00	\$1,700.00	\$1,700.00	100.00%
	1,600.0	1	1	0	0	0	100.0%	100.0%	\$1,700.00	\$1,700.00	\$1,700.00	100.00%
Unit Type: Cold Storage												
5 X 5	300.0	12	9	1	2	0	75.0%	75.0%	\$540.00	\$546.00	\$411.00	76.11%
	300.0	12	9	1	2	0	75.0%	75.0%	\$540.00	\$546.00	\$411.00	76.11%
Unit Type: Container Storage												
8 X 12	2,496.0	26	12	0	14	0	46.2%	46.2%	\$2,470.00	\$2,470.00	\$1,140.00	46.15%
	2,496.0	26	12	0	14	0	46.2%	46.2%	\$2,470.00	\$2,470.00	\$1,140.00	46.15%
Unit Type: Multi-Door												
20 X 20	1,200.0	3	3	0	0	0	100.0%	100.0%	\$630.00	\$630.00	\$630.00	100.00%
	1,200.0	3	3	0	0	0	100.0%	100.0%	\$630.00	\$630.00	\$630.00	100.00%
Unit Type: Portable Storage												
5 X 10	1,050.0	21	3	0	18	0	14.3%	14.3%	\$1,470.00	\$1,470.00	\$210.00	14.29%
	1,050.0	21	3	0	18	0	14.3%	14.3%	\$1,470.00	\$1,470.00	\$210.00	14.29%
Unit Type: RV Pull-Through												
12 X 25	1,800.0	6	3	0	3	0	50.0%	50.0%	\$660.00	\$660.00	\$330.00	50.00%
	1,800.0	6	3	0	3	0	50.0%	50.0%	\$660.00	\$660.00	\$330.00	50.00%
Unit Type: RV Storage												
12 X 30	5,400.0	15	8	2	5	0	53.3%	53.3%	\$2,175.00	\$2,175.00	\$1,160.00	53.33%
	5,400.0	15	8	2	5	0	53.3%	53.3%	\$2,175.00	\$2,175.00	\$1,160.00	53.33%
Unit Type: Standard Storage												
10 X 10	2,600.0	26	15	0	11	0	57.7%	57.7%	\$2,340.00	\$2,340.00	\$1,350.00	57.69%
10 X 20	4,000.0	20	12	0	8	0	60.0%	60.0%	\$2,400.00	\$2,412.00	\$1,452.00	60.50%
5 X 5	75.0	3	1	0	2	0	33.3%	33.3%	\$135.00	\$135.00	\$45.00	33.33%
	6,675.0	49	28	0	21	0	57.1%	58.8%	\$4,875.00	\$4,887.00	\$2,847.00	58.40%
Unit Type: Warehouse												
60 X 200	12,000.0	1	1	0	0	0	100.0%	100.0%	\$1,200.00	\$1,200.00	\$1,200.00	100.00%
	12,000.0	1	1	0	0	0	100.0%	100.0%	\$1,200.00	\$1,200.00	\$1,200.00	100.00%
Total:	40,921.0	154	68	3	83	0	44.2%	58.7%	\$23,720.00	\$23,738.00	\$9,628.00	100.00%
Total	40,921.0	154	68	3	83	0	44.2%	58.7%	\$23,720.00	\$23,738.00	\$9,628.00	40.56%

Legend:
 Current Actual Rent = sum of occupied units at their rented rate.
 Current Potential Rent = sum of occupied units at their rented rate and vacant units at their default rate.
 Default Rent = sum of all units at their default /street rate.
 Percent of Rented = Percentage of total rented units to the total rentable units.

NOTE: There is a "Legend" at the bottom of the report. Please utilize this section for additional information on the column.

Unit Reports

Occupancy History

Occupancy history report by size. Provides basic occupancy information by unit size for the past thirteen months, starting with the current month. Transfers are considered as one "rented unit" and one "vacated unit". Also note that adding or deleted units will affect this report. **Unavailable units are not included.** Includes the unit size, default rate, projected rate, total units and percent occupied. Totals are accumulated for each category.

Empower Storage Network				Occupancy History													
Empower Storage 41695 Date St. Murrieta, CA 92562				(951) 672-6257 Monday, 21 October, 2019													
				2019 Oct	2019 Sep	2019 Aug	2019 Jul	2019 Jun	2019 May	2019 Apr	2019 Mar	2019 Feb	2019 Jan	2018 Dec	2018 Nov	2018 Oct	
Rented at start of month				67	67	67	67	67	67	67	67	67	67	67	67	67	
Rented during month				10	10	6	15	22	1	0	0	0	0	0	0	0	
Vacated during month				1	0	0	0	0	0	0	0	0	0	0	0	0	
Net change for month				9	10	6	15	22	1	0	0	0	0	0	0	0	
Rented at end of month				68	67	67	67	67	67	67	67	67	67	67	67	67	
Size	Default Rate	Projected Rate	Total Units	% Occ	2019 Oct	2019 Sep	2019 Aug	2019 Jul	2019 Jun	2019 May	2019 Apr	2019 Mar	2019 Feb	2019 Jan	2018 Dec	2018 Nov	2018 Oct
5 X 5	\$0.00	\$450.00	15	67%	10	8	8	8	8	8	8	8	8	8	8	8	8
5 X 10	\$0.00	\$210.00	21	14%	3	3	3	3	3	3	3	3	3	3	3	3	3
6 X 12	\$0.00	\$1,140.00	26	46%	12	12	12	12	12	12	12	12	12	12	12	12	12
10 X 10	\$0.00	\$1,350.00	26	58%	15	15	15	15	15	15	15	15	15	15	15	15	15
10 X 20	\$0.00	\$1,440.00	20	60%	12	13	13	13	13	13	13	13	13	13	13	13	13
12 X 25	\$0.00	\$330.00	6	50%	3	3	3	3	3	3	3	3	3	3	3	3	3
12 X 30	\$0.00	\$1,160.00	15	53%	8	8	8	8	8	8	8	8	8	8	8	8	8
20 X 20	\$0.00	\$630.00	3	100%	3	3	3	3	3	3	3	3	3	3	3	3	3
12 X 35	\$0.00	\$0.00	20	0%	0	0	0	0	0	0	0	0	0	0	0	0	0
Cell Tower	\$0.00	\$1,700.00	1	100%	1	1	1	1	1	1	1	1	1	1	1	1	1
60 X 200	\$0.00	\$1,200.00	1	100%	1	1	1	1	1	1	1	1	1	1	1	1	1
Total:		9,610.00	154	59%	68	67	67	67	67	67	67	67	67	67	67	67	67

Occupancy Multiple- Facility

Summary level occupancy for each facility (designed for multiple facilities). Item details for each size include unit size, total area, total units, rented units, reserved units, vacant units, other units, percent rented, percent of area rented, default rent, current potential rent, current actual rent and percent actual of potential. **Unavailable units are not included in this report.** Totals are accumulated for each category.

Empower Storage Network		Occupancy									
		October 1, 2019 to October 21, 2019									
Location	Total Area	Total Units	Rented Units	Reserved Units	Vacant Units	% Rented	% of Area Rented	Default Rent	Current Potential Rent	Current Actual Rent	Percent Actual of Potential
Total	40,921.0	154	68	3	83	44.2%	58.73%	\$23,720.00	\$9,628.00	\$9,628.00	40.59%

Occupancy V3

Standard facility occupancy report by size. This report is like the "Occupancy Report" without the "Current Potential Rent" column. Includes unit size, unit area, total area, default rate, total units, rented units, reserved units, vacant units, percent of units rented, area rented, percent of area rented, default rent, current actual rent and percent actual of potential. Totals are accumulated for each category. Also see Occupancy Report.

Empower Storage Network				Occupancy									
Empower Storage 41695 Date St. Murrieta, CA 92562				(951) 672-6257 Monday, 21 October, 2019									
Unit Size	Unit Area	Total Area	Default Rate	Total Units	Rented Units	Reserved Units	Vacant Units	% Of Units Rented	Area Rented	% of Area Rented	Default Rent	Current Actual Rent	Percent Actual of Potential
5 X 5	25	375	45.00	15	10	1	4	66.7%	250.0	66.7%	675.00	456.00	67.56%
5 X 10	50	1,050	70.00	21	3	0	18	14.3%	150.0	14.3%	1,470.00	210.00	14.29%
8 X 12	96	2,496	95.00	26	12	0	14	46.2%	1,152.0	46.2%	2,470.00	1,140.00	46.15%
10 X 10	100	2,600	90.00	26	15	0	11	57.7%	1,500.0	57.7%	2,340.00	1,350.00	57.69%
10 X 20	200	4,000	120.00	20	12	0	8	60.0%	2,400.0	60.0%	2,400.00	1,452.00	60.50%
12 X 25	300	1,800	110.00	6	3	0	3	50.0%	900.0	50.0%	660.00	330.00	50.00%
12 X 30	360	5,400	145.00	15	8	2	5	53.3%	2,880.0	53.3%	2,175.00	1,160.00	53.33%
20 X 20	400	1,200	210.00	3	3	0	0	100.0%	1,200.0	100.0%	630.00	630.00	100.00%
12 X 35	420	8,400	400.00	20	0	0	20	0%	0	0%	8,000.00	0	0%
Cell Tower	1,600	1,600	1,700.00	1	1	0	0	100.0%	1,600.0	100.0%	1,700.00	1,700.00	100.00%
60 X 200	12,000	12,000	1,200.00	1	1	0	0	100.0%	12,000.0	100.0%	1,200.00	1,200.00	100.00%
Total	40,921	\$154.03	(Average)	154	68	3	83	44.2%	24,032.0	58.73%	\$23,720.00	\$9,628.00	40.59%

Unit Reports

Occupancy V3 by Unit Type

Standard facility occupancy report by size and unit type. This report is like the **“Occupancy Report”** without the **“Current Potential Rent”** column. Includes unit size, unit area, total area, default rate, total units, rented units, reserved units, vacant units, percent of units rented, area rented, percent of area rented, default rent, current actual rent and percent actual of potential. Totals are accumulated for each category. Also see Occupancy Report.

Empower Storage Network											Occupancy			
Empower Storage				(951) 672-6257							Version 3			
41695 Date St. Murrieta, CA 92562											Monday, 21 October, 2019			
Unit Size	Unit Area	Total Area	Default Rate	Total Units	Rented Units	Reserved Units	Vacant Units	Unavailable Units	% Of Units Rented	Area Rented	% of Area Rented	Default Rent	Current Actual Rent	Percent Actual of Potential
Unit Type: Campground Space														
12 X 35	420	8,400	400.00	20	0	0	20	0	0	0	0	8,000.00	0	0 %
		8,400	\$400.00	20	0	0	20	0	0 %	0	0 %	\$8,000.00	\$0	0 %
Unit Type: Cell Tower														
Cell Tower	1,600	1,600	1,700.00	1	1	0	0	0	100.0	1,600.0	100.0	1,700.00	1,700.00	100.00%
		1,600	\$1,700.00	1	1	0	0	0	100.0 %	1,600.0	#####	\$1,700.00	\$1,700.00	100.00%
Unit Type: Cold Storage														
5 X 5	25	300	45.00	12	9	1	2	0	75.0	225.0	75.0	540.00	411.00	76.11%
		300	\$45.00	12	9	1	2	0	75.0 %	225.0	75.00%	\$540.00	\$411.00	76.11%
Unit Type: Container Storage														
8 X 12	96	2,496	95.00	26	12	0	14	0	46.2	1,152.0	46.2	2,470.00	1,140.00	46.15%
		2,496	\$95.00	26	12	0	14	0	46.2 %	1,152.0	46.15%	\$2,470.00	\$1,140.00	46.15%
Unit Type: Multi-Door														
20 X 20	400	1,200	210.00	3	3	0	0	0	100.0	1,200.0	100.0	630.00	630.00	100.00%
		1,200	\$210.00	3	3	0	0	0	100.0 %	1,200.0	#####	\$630.00	\$630.00	100.00%
Unit Type: Portable Storage														
5 X 10	50	1,050	70.00	21	3	0	18	0	14.3	150.0	14.3	1,470.00	210.00	14.29%
		1,050	\$70.00	21	3	0	18	0	14.3 %	150.0	14.29%	\$1,470.00	\$210.00	14.29%
Unit Type: RV Pull-Through														
12 X 25	300	1,800	110.00	6	3	0	3	0	50.0	900.0	50.0	660.00	330.00	50.00%
		1,800	\$110.00	6	3	0	3	0	50.0 %	900.0	50.00%	\$660.00	\$330.00	50.00%
Unit Type: RV Storage														
12 X 30	360	5,400	145.00	15	8	2	5	0	53.3	2,880.0	53.3	2,175.00	1,160.00	53.33%
		5,400	\$145.00	15	8	2	5	0	53.3 %	2,880.0	53.33%	\$2,175.00	\$1,160.00	53.33%
Unit Type: Standard Storage														
5 X 5	25	75	45.00	3	1	0	2	0	33.3	25.0	33.3	135.00	45.00	33.33%
10 X 10	100	2,600	90.00	26	15	0	11	0	57.7	1,500.0	57.7	2,340.00	1,350.00	57.69%
10 X 20	200	4,000	120.00	20	12	0	8	0	60.0	2,400.0	60.0	2,400.00	1,452.00	60.50%
		6,675	\$99.49	49	28	0	21	0	57.1 %	3,925.0	58.80%	\$4,875.00	\$2,847.00	58.40%
Unit Type: Warehouse														
60 X 200	#####	12,000	1,200.00	1	1	0	0	0	100.0	12,000.0	100.0	1,200.00	1,200.00	100.00%
		12,000	\$1,200.00	1	1	0	0	0	100.0 %	12,000.0	#####	\$1,200.00	\$1,200.00	100.00%
Total		40,921	\$154.03	154	68	3	83	0	44.2 %	24,032.0	58.73 %	\$23,720.00	\$9,628.00	40.59%
			(Average)											

Unit Reports

Overall Occupancy

Provides occupancy of all units including unavailable and company units. Item details for each size include unit size, total area, total units, rented units, reserved units, vacant units, other units, percent rented, percent of area rented, default rent, current potential rent, current actual rent and percent actual of potential. Totals are accumulated for each category.

Empower Storage Network											Overall Occupancy		
Empower Storage 41695 Date St. Murrieta, CA 92562											(951) 672-6257		
											Monday, 21 October, 2019		
Unit Size	Total Area	Total Units	Rented Units	Reserved Units	Vacant Units	Company Units	Un- Available Units	% Rented	% of Area Rented	Default Rent	Current Potential Rent	Current Actual Rent	% Actual of Potential
Unit Type: Campground Space													
12 X 35	8,400.0	20	0	0	20	0	0	0 %	0 %	\$8,000.00	\$8,000.00	\$0	0 %
	8,400.0	20	0	0	20	0	0	44.2%	58.73%	\$8,000.00	\$8,000.00	\$0	40.56%
Unit Type: Cell Tower													
Cell Tower	1,600.0	1	1	0	0	0	0	100.0%	100.0%	\$1,700.00	\$1,700.00	\$1,700.00	100.00%
	1,600.0	1	1	0	0	0	0	44.2%	58.73%	\$1,700.00	\$1,700.00	\$1,700.00	40.56%
Unit Type: Cold Storage													
5 X 5	300.0	12	9	1	2	0	0	75.0%	75.0%	\$540.00	\$546.00	\$411.00	76.11%
	300.0	12	9	1	2	0	0	44.2%	58.73%	\$540.00	\$546.00	\$411.00	40.56%
Unit Type: Container Storage													
8 X 12	2,496.0	26	12	0	14	0	0	46.2%	46.2%	\$2,470.00	\$2,470.00	\$1,140.00	46.15%
	2,496.0	26	12	0	14	0	0	44.2%	58.73%	\$2,470.00	\$2,470.00	\$1,140.00	40.56%
Unit Type: Multi-Door													
20 X 20	1,200.0	3	3	0	0	0	0	100.0%	100.0%	\$630.00	\$630.00	\$630.00	100.00%
	1,200.0	3	3	0	0	0	0	44.2%	58.73%	\$630.00	\$630.00	\$630.00	40.56%
Unit Type: Portable Storage													
5 X 10	1,050.0	21	3	0	18	0	0	14.3%	14.3%	\$1,470.00	\$1,470.00	\$210.00	14.29%
	1,050.0	21	3	0	18	0	0	44.2%	58.73%	\$1,470.00	\$1,470.00	\$210.00	40.56%
Unit Type: RV Pull-Through													
12 X 25	1,800.0	6	3	0	3	0	0	50.0%	50.0%	\$660.00	\$660.00	\$330.00	50.00%
	1,800.0	6	3	0	3	0	0	44.2%	58.73%	\$660.00	\$660.00	\$330.00	40.56%
Unit Type: RV Storage													
12 X 30	5,400.0	15	8	2	5	0	0	53.3%	53.3%	\$2,175.00	\$2,175.00	\$1,160.00	53.33%
	5,400.0	15	8	2	5	0	0	44.2%	58.73%	\$2,175.00	\$2,175.00	\$1,160.00	40.56%
Unit Type: Standard Storage													
10 X 10	2,600.0	26	15	0	11	0	0	57.7%	57.7%	\$2,340.00	\$2,340.00	\$1,350.00	57.69%
10 X 20	4,000.0	20	12	0	8	0	0	60.0%	60.0%	\$2,400.00	\$2,412.00	\$1,452.00	60.50%
5 X 5	75.0	3	1	0	2	0	0	33.3%	33.3%	\$135.00	\$135.00	\$45.00	33.33%
	6,675.0	49	28	0	21	0	0	44.2%	58.73%	\$4,875.00	\$4,887.00	\$2,847.00	40.56%
Unit Type: Warehouse													
60 X 200	12,000.0	1	1	0	0	0	0	100.0%	100.0%	\$1,200.00	\$1,200.00	\$1,200.00	100.00%
	12,000.0	1	1	0	0	0	0	44.2%	58.73%	\$1,200.00	\$1,200.00	\$1,200.00	40.56%
Total	40,921.0	154	68	3	83	0	0	44.2%	58.73%	\$23,720.00	\$23,738.00	\$9,628.00	40.56%

Unit Reports

Overall Occupancy by Unit Type

Provides occupancy of all units including unavailable and company units by unit type. Item details for each size include unit size, total area, total units, rented units, reserved units, vacant units, other units, percent rented, percent of area rented, default rent, current potential rent, current actual rent and percent actual of potential. Totals are accumulated for each category.

Empower Storage Network												Overall Occupancy				
Empower Storage 41695 Dale St. Murrieta, CA 92562											(951) 672-6257		By Unit Type Monday, 21 October, 2019			
Unit Size	Total Area	Total Units	Rented Units	Reserved Units	Vacant Units	Company Units	Un- Available Units	% Rented	% of Area Rented	Default Rent	Current Potential Rent	Current Actual Rent	% Actual of Potential			
Unit Type: Campground Space																
12 X 35	8,400.0	20	0	0	20	0	0	0 %	0 %	\$8,000.00	\$8,000.00	\$0	0 %			
	8,400.0	20	0	0	20	0	0	44.2%	58.73%	\$8,000.00	\$8,000.00	\$0	40.56%			
Unit Type: Cell Tower																
Cell Tower	1,600.0	1	1	0	0	0	0	100.0%	100.0%	\$1,700.00	\$1,700.00	\$1,700.00	100.00%			
	1,600.0	1	1	0	0	0	0	44.2%	58.73%	\$1,700.00	\$1,700.00	\$1,700.00	40.56%			
Unit Type: Cold Storage																
5 X 5	300.0	12	9	1	2	0	0	75.0%	75.0%	\$540.00	\$546.00	\$411.00	76.11%			
	300.0	12	9	1	2	0	0	44.2%	58.73%	\$540.00	\$546.00	\$411.00	40.56%			
Unit Type: Container Storage																
8 X 12	2,496.0	26	12	0	14	0	0	46.2%	46.2%	\$2,470.00	\$2,470.00	\$1,140.00	46.15%			
	2,496.0	26	12	0	14	0	0	44.2%	58.73%	\$2,470.00	\$2,470.00	\$1,140.00	40.56%			
Unit Type: Multi-Door																
20 X 20	1,200.0	3	3	0	0	0	0	100.0%	100.0%	\$630.00	\$630.00	\$630.00	100.00%			
	1,200.0	3	3	0	0	0	0	44.2%	58.73%	\$630.00	\$630.00	\$630.00	40.56%			
Unit Type: Portable Storage																
5 X 10	1,050.0	21	3	0	18	0	0	14.3%	14.3%	\$1,470.00	\$1,470.00	\$210.00	14.29%			
	1,050.0	21	3	0	18	0	0	44.2%	58.73%	\$1,470.00	\$1,470.00	\$210.00	40.56%			
Unit Type: RV Pull-Through																
12 X 25	1,800.0	6	3	0	3	0	0	50.0%	50.0%	\$660.00	\$660.00	\$330.00	50.00%			
	1,800.0	6	3	0	3	0	0	44.2%	58.73%	\$660.00	\$660.00	\$330.00	40.56%			
Unit Type: RV Storage																
12 X 30	5,400.0	15	8	2	5	0	0	53.3%	53.3%	\$2,175.00	\$2,175.00	\$1,160.00	53.33%			
	5,400.0	15	8	2	5	0	0	44.2%	58.73%	\$2,175.00	\$2,175.00	\$1,160.00	40.56%			
Unit Type: Standard Storage																
10 X 10	2,600.0	26	15	0	11	0	0	57.7%	57.7%	\$2,340.00	\$2,340.00	\$1,350.00	57.69%			
10 X 20	4,000.0	20	12	0	8	0	0	60.0%	60.0%	\$2,400.00	\$2,412.00	\$1,452.00	60.50%			
5 X 5	75.0	3	1	0	2	0	0	33.3%	33.3%	\$135.00	\$135.00	\$45.00	33.33%			
	6,675.0	49	28	0	21	0	0	44.2%	58.73%	\$4,875.00	\$4,887.00	\$2,847.00	40.56%			
Unit Type: Warehouse																
60 X 200	12,000.0	1	1	0	0	0	0	100.0%	100.0%	\$1,200.00	\$1,200.00	\$1,200.00	100.00%			
	12,000.0	1	1	0	0	0	0	44.2%	58.73%	\$1,200.00	\$1,200.00	\$1,200.00	40.56%			
Total	40,921.0	154	68	3	83	0	0	44.2%	58.73%	\$23,720.00	\$23,738.00	\$9,628.00	40.56%			

Overall Occupancy by Type Summary

Occupancy of all units including unavailable and company by unit type without size level detail. Includes unit type, total area, rented units, move-ins, move-outs, net, reserved units, vacant units, unavailable units, percent of area rented, default rent, current potential rent, current actual rent and percent actual of potential. Totals are provided for each category.

Empower Storage Network												Overall Occupancy Summary				
											By Unit Type		January 1, 2019 to October 29, 2019			
Unit Type	Total Area	Total Units	Rented Units	Move Ins	Move Outs	Net	Reserv Units	Vacant Units	Un- Available Units	% Rented	% of Area Rented	Default Rent	Current Potential Rent	Current Actual Rent	% Actual of Potential	
Empower Storage																
Campground Space	8,400.0	20	0	0	0	0	0	20	0	0 %	0 %	\$8,000.00	\$8,000.00	\$0	0 %	
Cell Tower	1,600.0	1	1	1	0	1	0	0	0	100.0%	100.0%	\$1,700.00	\$1,700.00	\$1,700.00	100.00%	
Cold Storage	300.0	12	9	9	0	9	1	2	0	75.0%	75.0%	\$540.00	\$546.00	\$411.00	75.27%	
Container Storage	2,496.0	26	12	10	0	10	0	14	0	46.2%	46.2%	\$2,470.00	\$2,470.00	\$1,140.00	46.15%	
Multi-Door	1,200.0	3	3	3	0	3	0	0	0	100.0%	100.0%	\$630.00	\$630.00	\$630.00	100.00%	
Portable Storage	1,050.0	21	3	3	0	3	0	18	0	14.3%	14.3%	\$1,470.00	\$1,470.00	\$210.00	14.29%	
RV Pull-Through	1,800.0	6	3	3	0	3	0	3	0	50.0%	50.0%	\$660.00	\$660.00	\$330.00	50.00%	
RV Storage	5,400.0	15	8	7	0	7	2	5	0	53.3%	53.3%	\$2,175.00	\$2,175.00	\$1,160.00	53.33%	
Standard Storage	6,675.0	49	28	27	1	26	0	21	0	57.1%	58.8%	\$4,875.00	\$4,887.00	\$2,847.00	58.26%	
Warehouse	12,000.0	1	1	1	0	1	0	0	0	100.0%	100.0%	\$1,200.00	\$1,200.00	\$1,200.00	100.00%	
Location Total	40,921.0	154	68	64	1	63	3	83	0	44.2%	58.7%	\$23,720.00	\$23,738.00	\$9,628.00	40.56%	
Grand Total	40,921.0	154	68	64	1	63	3	83	0	44.2%	58.7%	\$23,720.00	\$23,738.00	\$9,628.00	\$40.56	

Legend:
 Current Actual Rent = sum of occupied units at their rented rate.
 Current Potential Rent = sum of occupied units at their rented rate and vacant units at their default rate.
 Default Rent = sum of all units at their default / street rate.
 Percent of Rented = Percentage of total rented units to the total rentable units.
 Unavailable are excluded from the calculations.
 % Actual of Potential = Potential Rent divided by Actual Rent

NOTE: There is a "Legend" at the bottom of the report. Please utilize this section for additional information on the column.

Unit Reports

Price List Summary- All Units

Lists each “available” unit, grouped by size. Includes the unit size, unit number, area, rate and prorate from the print date to the end of the month, **Unavailable, damaged, and company units are not included in this report.**

Empower Storage Network		Price List Summary - All Units						
Empower Storage		By Size						
		Monday, October 21, 2019						
5 X 5		Area: 25.00	Rate: \$ 45.00	Managed Rate: N/A	Prorate: \$ 16.28			
1	10	11	12	13	14	15	2	3
4	5	6	7	8	9			
5 X 10		Area: 50.00	Rate: \$ 70.00	Managed Rate: N/A	Prorate: \$ 25.30			
20	21	22	23	24	25	26	27	28
29	30	31	32	33	34	35	36	37
38	39	40						
8 X 12		Area: 96.00	Rate: \$ 95.00	Managed Rate: N/A	Prorate: \$ 34.32			
120	121	122	123	124	125	126	127	128
129	130	131	132	133	134	135	136	137
138	139	140	141	142	143	144	145	
10 X 10		Area: 100.00	Rate: \$ 90.00	Managed Rate: N/A	Prorate: \$ 32.56			
50	51	52	53	54	55	56	57	58
59	60	61	62	63	64	65	66	67
68	69	70	71	72	73	74	75	
10 X 20		Area: 200.00	Rate: \$ 120.00	Managed Rate: N/A	Prorate: \$ 43.45			
80	81	82	83	84	85	86	87	88
89	90	91	92	93	94	95	96	97
98	99							
12 X 25		Area: 300.00	Rate: \$ 110.00	Managed Rate: N/A	Prorate: \$ 39.82			
150	151	152	153	154	155			
12 X 30		Area: 360.00	Rate: \$ 145.00	Managed Rate: N/A	Prorate: \$ 52.47			
176	177	178	179	180	181	182	183	184
185	186	187	188	189	190			
20 X 20		Area: 400.00	Rate: \$ 210.00	Managed Rate: N/A	Prorate: \$ 75.90			
110	113	114						
12 X 35		Area: 420.00	Rate: \$ 400.00	Managed Rate: N/A	Prorate: \$ 144.65			
156	157	158	159	160	161	162	163	164
165	166	167	168	169	170	171	172	173
174	175							
Cell Tower		Area: 1,600.00	Rate: \$ 1,700.00	Managed Rate: N/A	Prorate: \$ 614.79			
200								
60 X 200		Area: 12,000.00	Rate: \$ 1,200.00	Managed Rate: N/A	Prorate: \$ 433.95			
Total Units:		154.00						

Unit Reports

Price List Summary by Area

List of available units by size with current price grouped by area (square feet). Includes the unit size, unit number, area, rate and prorate from the print date to the end of the month, **Unavailable, damaged, and company units are not included in this report.**

Empower Storage Network		Price List Summary By Area			
Empower Storage		Monday, October 21, 2019			
5 X 5		Area: 25.00	Rate: \$ 45.00	Managed Rate: N/A	Prorate: \$ 16.28
8	11 14 15				
5 X 10		Area: 50.00	Rate: \$ 70.00	Managed Rate: N/A	Prorate: \$ 25.30
20	23 24 25 26 27 28 29 31				
32	33 34 35 36 37 38 39 40				
8 X 12		Area: 96.00	Rate: \$ 95.00	Managed Rate: N/A	Prorate: \$ 34.32
120	121 124 125 127 128 133 134 136				
137	139 141 143 144				
10 X 10		Area: 100.00	Rate: \$ 90.00	Managed Rate: N/A	Prorate: \$ 32.56
51	52 56 59 62 63 66 68 70				
73	74				
10 X 20		Area: 200.00	Rate: \$ 120.00	Managed Rate: N/A	Prorate: \$ 43.45
82	83 88 89 93 95 96 98				
12 X 25		Area: 300.00	Rate: \$ 110.00	Managed Rate: N/A	Prorate: \$ 39.82
152	153 155				
12 X 30		Area: 360.00	Rate: \$ 145.00	Managed Rate: N/A	Prorate: \$ 52.47
177	180 184 186 188				
12 X 35		Area: 420.00	Rate: \$ 400.00	Managed Rate: N/A	Prorate: \$ 144.65
156	157 158 159 160 161 162 163 164				
165	166 167 168 169 170 171 172 173				
174	175				
Total Available Units:		83.00			

Price List Summary by Rate

List of available units by size with current price grouped by area rate. Includes the unit size, unit number, area, rate and prorate from the print date to the end of the month, **Unavailable, damaged, and company units are not included in this report.**

Empower Storage Network		Price List Summary By Rate			
Empower Storage		Monday, October 21, 2019			
5 X 5		Area: 25.00	Rate: \$ 45.00	Managed Rate: N/A	Prorate \$ 16.28
11	14 15 8				
5 X 10		Area: 50.00	Rate: \$ 70.00	Managed Rate: N/A	Prorate \$ 25.30
20	23 24 25 26 27 28 29 31				
32	33 34 35 36 37 38 39 40				
10 X 10		Area: 100.00	Rate: \$ 90.00	Managed Rate: N/A	Prorate \$ 32.56
51	52 56 59 62 63 66 68 70				
73	74				
8 X 12		Area: 96.00	Rate: \$ 95.00	Managed Rate: N/A	Prorate \$ 34.32
120	121 124 125 127 128 133 134 136				
137	139 141 143 144				
12 X 25		Area: 300.00	Rate: \$ 110.00	Managed Rate: N/A	Prorate \$ 39.82
152	153 155				
10 X 20		Area: 200.00	Rate: \$ 120.00	Managed Rate: N/A	Prorate \$ 43.45
82	83 88 89 93 95 96 98				
12 X 30		Area: 360.00	Rate: \$ 145.00	Managed Rate: N/A	Prorate \$ 52.47
177	180 184 186 188				
12 X 35		Area: 420.00	Rate: \$ 400.00	Managed Rate: N/A	Prorate \$ 144.65
156	157 158 159 160 161 162 163 164				
165	166 167 168 169 170 171 172 173				
174	175				
Total Available Units:		83.00			

Unit Reports

Price List Summary by Size

List of available units by size with current price grouped by size. Includes the unit size, unit number, area, rate and prorate from the print date to the end of the month, **Unavailable, damaged, and company units are not included in this report.**

Empower Storage Network		Price List Summary			
Empower Storage		By Size			
		Monday, October 21, 2019			
5 X 5		Area: 25.00	Rate: \$ 45.00	Mangaged Rate: N/A	Prorate: \$ 16.28
11	14	15	8		
5 X 10		Area: 50.00	Rate: \$ 70.00	Mangaged Rate: N/A	Prorate: \$ 25.30
20	23	24	25	26	27
32	33	34	35	36	37
28	29	31	38	39	40
8 X 12		Area: 96.00	Rate: \$ 95.00	Mangaged Rate: N/A	Prorate: \$ 34.32
120	121	124	125	127	128
137	139	141	143	144	
122	123	126	129	130	133
131	132	134	135	136	
10 X 10		Area: 100.00	Rate: \$ 90.00	Mangaged Rate: N/A	Prorate: \$ 32.56
51	52	56	59	62	63
73	74				
53	54	55	60	61	64
65	66	67	68	70	
10 X 20		Area: 200.00	Rate: \$ 120.00	Mangaged Rate: N/A	Prorate: \$ 43.45
82	83	88	89	93	95
84	85	86	87	90	91
92	94	96	97	98	
12 X 25		Area: 300.00	Rate: \$ 110.00	Mangaged Rate: N/A	Prorate: \$ 39.82
152	153	155			
154	156	157	158	159	160
161	162	163	164	165	166
12 X 30		Area: 360.00	Rate: \$ 145.00	Mangaged Rate: N/A	Prorate: \$ 52.47
177	180	184	186	188	
178	179	181	182	183	185
187					
12 X 35		Area: 420.00	Rate: \$ 400.00	Mangaged Rate: N/A	Prorate: \$ 144.65
156	157	158	159	160	161
165	166	167	168	169	170
174	175				
162	163	164	171	172	173
Total Available Units: 83					

Unit Features

List each unit and any unit features assigned to it. Also includes a list of units for each unit feature. Includes unit name, size, status, floor, building and unit type. Totals are provided for count.

Empower Storage Network		Unit Features			
		As Of October 29, 2019			
Feature: Campground					
Unit Name	Size	Status	Floor	Building	Unit Type
156	12 X 35	Available			Campground Space
157	12 X 35	Available			Campground Space
158	12 X 35	Available			Campground Space
159	12 X 35	Available			Campground Space
160	12 X 35	Available			Campground Space
161	12 X 35	Available			Campground Space
162	12 X 35	Available			Campground Space
163	12 X 35	Available			Campground Space
164	12 X 35	Available			Campground Space
165	12 X 35	Available			Campground Space
166	12 X 35	Available			Campground Space
167	12 X 35	Available			Campground Space
168	12 X 35	Available			Campground Space
169	12 X 35	Available			Campground Space
170	12 X 35	Available			Campground Space
171	12 X 35	Available			Campground Space
172	12 X 35	Available			Campground Space
173	12 X 35	Available			Campground Space
174	12 X 35	Available			Campground Space
175	12 X 35	Available			Campground Space
Count: 20					
Feature: Cell Tower					
Unit Name	Size	Status	Floor	Building	Unit Type
200	Cell Tower	Rented			Cell Tower
Count: 1					

Unit Reports

Unit Status

List all units and the basic status of each, grouped by the unit number and size. Includes unit number, unit size, rate, vehicle, condition, status and customer name. Totals are accumulated for available units, rented units, other units and total units.

Empower Storage Network		(951) 672-6257		Unit Status			
Empower Storage 41895 Date St. Murrieta, CA 92562				Monday, October 21, 2019			
Unit	Size	Rate	Vehicle	Condition	Status	Customer Name	
155	12 X 25	110.00	No	Ready	Available		
156	12 X 35	400.00	No	Ready	Available		
157	12 X 35	400.00	No	Ready	Available		
158	12 X 35	400.00	No	Ready	Available		
159	12 X 35	400.00	No	Ready	Available		
160	12 X 35	400.00	No	Ready	Available		
161	12 X 35	400.00	No	Ready	Available		
162	12 X 35	400.00	No	Ready	Available		
163	12 X 35	400.00	No	Ready	Available		
164	12 X 35	400.00	No	Ready	Available		
165	12 X 35	400.00	No	Ready	Available		
166	12 X 35	400.00	No	Ready	Available		
167	12 X 35	400.00	No	Ready	Available		
168	12 X 35	400.00	No	Ready	Available		
169	12 X 35	400.00	No	Ready	Available		
170	12 X 35	400.00	No	Ready	Available		
171	12 X 35	400.00	No	Ready	Available		
172	12 X 35	400.00	No	Ready	Available		
173	12 X 35	400.00	No	Ready	Available		
174	12 X 35	400.00	No	Ready	Available		
175	12 X 35	400.00	No	Ready	Available		
176	12 X 30	145.00	Yes	Ready	Reserved	DAVE GREENBURG	
177	12 X 30	145.00	No	Ready	Available		
178	12 X 30	145.00	Yes	Ready	Rented	ELIZABETH BIANCO	
179	12 X 30	145.00	No	Ready	Reserved	DORIS BURTON	
180	12 X 30	145.00	No	Ready	Available		
181	12 X 30	145.00	Yes	Ready	Rented	EARL JARAMILLO	
182	12 X 30	145.00	No	Ready	Rented	ISRAEL I. ESCOBAR	
183	12 X 30	145.00	Yes	Ready	Rented	Shay M. Burton	
184	12 X 30	145.00	No	Ready	Available		
185	12 X 30	145.00	Yes	Ready	Rented	JIM D. FORRESTER	
186	12 X 30	145.00	No	Ready	Available		
187	12 X 30	145.00	Yes	Ready	Rented	Pinecrest Moving	
188	12 X 30	145.00	No	Ready	Available		
189	12 X 30	145.00	No	Ready	Rented	JOHN FULBRIGHT	
190	12 X 30	145.00	No	Ready	Rented	JOHN FULBRIGHT	
200	Cell Tower	1,700.00	No	Ready	Rented	Go-Mobile	
WH-1	60 X 200	1,200.00	No	Ready	Rented	National Imports	
Available Units:			83				
Rented Units:			68				
Other Units:			3				
Total Units:			154				

Unit Summary by Feature

Lists of units and their current status by Feature. Includes feature, total area, total units, rented units, reserved units, vacant units, percent rented, percent of area rented, default rent, current potential rent, current actual rent and average rent. Features are setup in the Configuration Manager | Facilities. Totals are accumulated for each category.

Empower Storage Network		(951) 672-6257		Unit Summary							
Empower Storage 41895 Date St. Murrieta, CA 92562				Monday, 21 October, 2019							
Feature / Size	Total Area	Total Units	Rented Units	Reserved Units	Vacant Units	% Rented	% of Area Rented	Default Rent	Current Potential Rent	Current Actual Rent	Average Rent
Feature: 60 X 200	12,000.00	1	1	0	0	100.0%	100.0%	\$1,200.00	\$1,200.00	\$1,200.00	\$1,200.00
12,000.00 WH-1			1.00	0.00	0.00			1,200.00	1,200.00	1,200.00	
Total	12,000.00	1	1	0	0	41.1%	43.23%	\$1,200.00	\$1,200.00	\$1,200.00	\$1,200.00
Feature: Campground	8,400.00	20	0	0	20	0%	0%	\$8,000.00	\$8,000.00	\$0	\$0
12 X 35			0.00	0.00	1.00			400.00	400.00	0.00	0.00
420.00 156			0.00	0.00	1.00			400.00	400.00	0.00	0.00
420.00 157			0.00	0.00	1.00			400.00	400.00	0.00	0.00
420.00 158			0.00	0.00	1.00			400.00	400.00	0.00	0.00
420.00 159			0.00	0.00	1.00			400.00	400.00	0.00	0.00
420.00 160			0.00	0.00	1.00			400.00	400.00	0.00	0.00
420.00 161			0.00	0.00	1.00			400.00	400.00	0.00	0.00
420.00 162			0.00	0.00	1.00			400.00	400.00	0.00	0.00
420.00 163			0.00	0.00	1.00			400.00	400.00	0.00	0.00
420.00 164			0.00	0.00	1.00			400.00	400.00	0.00	0.00
420.00 165			0.00	0.00	1.00			400.00	400.00	0.00	0.00
420.00 166			0.00	0.00	1.00			400.00	400.00	0.00	0.00
420.00 167			0.00	0.00	1.00			400.00	400.00	0.00	0.00
420.00 168			0.00	0.00	1.00			400.00	400.00	0.00	0.00
420.00 169			0.00	0.00	1.00			400.00	400.00	0.00	0.00
420.00 170			0.00	0.00	1.00			400.00	400.00	0.00	0.00
420.00 171			0.00	0.00	1.00			400.00	400.00	0.00	0.00
420.00 172			0.00	0.00	1.00			400.00	400.00	0.00	0.00
420.00 173			0.00	0.00	1.00			400.00	400.00	0.00	0.00
420.00 174			0.00	0.00	1.00			400.00	400.00	0.00	0.00
420.00 175			0.00	0.00	1.00			400.00	400.00	0.00	0.00
Total	8,400.00	20	0	0	20	41.1%	43.23%	\$8,000.00	\$8,000.00	\$0	\$0

Unit Reports

Units Denied Access

Units/contracts that are currently denied access to the facility grouped by delinquency status. Includes customer name, unit number, late step, late date, overlocked status, delinquency status, building, paid through date and balance. Totals are accumulated for count and total balance.

Empower Storage Network							Units Denied Access	
Empower Storage 41695 Date St. Murrieta, CA 92562			(951) 672-6257		Monday, 21 October, 2019			
Name	Unit	Late Step	Late Date	Overlocked	Delinquency Status	Building	Paid Thru	Balance
Empower Storage								
DenyGate								
CARMEN BURTON	10	Step 1 - Late	10/21/2019	NotOverlocked	DenyGateAccess		10/16/2019	56.00
ANNA COLLIER	22	Step 1 - Late	10/20/2019	NotOverlocked	DenyGateAccess		10/15/2019	86.95
BRADLEY BOZEK	72	Step 1 - Late	7/27/2019	NotOverlocked	DenyGateAccess		7/8/2019	334.00
JEFFERSON THOMAS	85	Step 1 - Late	8/1/2019	NotOverlocked	DenyGateAccess		7/14/2019	494.00
MITTIE P. BERTHAUME	91	Step 1 - Late	10/17/2019	NotOverlocked	DenyGateAccess		10/10/2019	130.00
ERICKA J. ELIAS	123	Step 1 - Late	10/19/2019	NotOverlocked	DenyGateAccess		10/12/2019	105.00
VICTORA COTTON	140	Step 1 - Late	10/20/2019	NotOverlocked	DenyGateAccess		10/15/2019	105.00
DALE LONGINO	145	Step 1 - Late	10/21/2019	NotOverlocked	DenyGateAccess		10/16/2019	105.00
ELIZABETH BIANCO	178	Step 1 - Late	10/18/2019	NotOverlocked	DenyGateAccess		10/11/2019	186.95
EARL JARAMILLO	181	Step 1 - Late	10/20/2019	NotOverlocked	DenyGateAccess		10/3/2019	155.00
ISRAEL I. ESCOBAR	182	Step 1 - Late	10/18/2019	NotOverlocked	DenyGateAccess		9/26/2019	60.00
Shay M. Burton	183	Step 1 - Late	10/20/2019	NotOverlocked	DenyGateAccess		10/15/2019	313.90
Count: 12							Total:	\$2,131.80
Overlocked								
Silvia Aquirre	87	Step 2 - Preliminary Lien	10/16/2019	Overlocked	Overlocked		10/4/2019	163.95
ANDREW BERRY	151	Step 2 - Preliminary Lien	10/19/2019	Overlocked	Overlocked		9/5/2019	205.00
JIM D. FORRESTER	185	Step 2 - Preliminary Lien	10/14/2019	AddOverlock	Overlocked		9/1/2019	325.00
CHERYL MAY	64	Step 3 - Lien	10/16/2019	Overlocked	Overlocked		9/22/2019	151.00
JANNET CROOKER	131	Step 3 - Lien	10/17/2019	Overlocked	Overlocked		9/27/2019	171.95
Count: 5							Total:	\$1,016.90
QualifyForAuction								
CAROL DAVIS	132	Step 4 - Notice of Sale	10/2/2019	Overlocked	QualifyForAuction		9/1/2019	260.00
Count: 1							Total:	\$260.00
Auction								
MARILYN BEASLEY	80	Step 4 - Notice of Sale	9/17/2019	Overlocked	Auction		8/21/2019	327.90
Count: 1							Total:	\$327.90
Total: 19							Total:	\$3,736.60

Unit Reports

Vehicle Expirations

List all vehicles that have or will have expired insurance or registration in the next 30 days. Includes customer name, unit number, year, make, mode, color, license plate, vehicle identification number, registration expiration, drivers license and drivers license expiration. Totals are accumulated for count and total.

Empower Storage Network									Vehicles Expirations		
									Drivers License or Registration		
									Monday, 21 October, 2019		
Name	Unit	Year	Make	Model	Color	License Plate	Vehicle Identification Numl	Registration Expiration	Drivers License	DL Expiration	
Expired Registration or License											
JAMES K. GARCIA	13							9/18/2018			
JASON GARCIA	138							9/16/2018			
ANDREW BERRY	150	2011	GoldStream	G1000	White	H716288	H7722625243	5/17/2018			
ELIZABETH BIANCO	178							5/22/2018			
EARL JARAMILLO	181	1968	VW Buss	Buss	Orange	GHA8811	BBN77226282822	4/30/2019			
Shay M. Burton	183							5/26/2018			
JIM D. FORRESTER	185	1966	Ford	F150	Red	EMO715	T72372372362323234	3/7/2019			
Pinecrest Moving	187	2012	GMC	F350	Black	JMV88267	J99227225254	7/19/2018			
Count: 8											
Total: 8											

Vehicles

List vehicle information for all current contracts that are marked as having vehicles. Includes license, state, name, unit number, make, model, color, type, description and vehicle identification number.

Empower Storage Network									Vehicles	
Empower Storage									By License	
41695 Date St. Murrieta, CA 92562									Monday, 21 October, 2019	
(951) 672-6257										
License	State	Name	Unit	Make	Model	Color	Type	Desc	Vehicle Identification Number	
		JAMES K. GARCIA	13				Automobile			
		JASON GARCIA	138				Automobile			
		ELIZABETH BIANCO	178				Automobile			
		Shay M. Burton	183				Automobile			
EMO715	CA	JIM D. FORRESTER	185	Ford	F150	Red	Automobile		T72372372362323234	
GHA8811	CA	EARL JARAMILLO	181	VW Buss	Buss	Orange	Automobile	VW Buss	BBN77226282822	
H716288	CA	ANDREW BERRY	150	GoldStream	G1000	White	Other	Motor Home	H7722625243	
JMV88267	TX	Pinecrest Moving	187	GMC	F350	Black	Other	Moving Truck	J99227225254	
Count: 8										

Unit Reports

Walk Through Report

List all units in the facility ordered the units "walk-through" number. The walk-through numbers can be changed by the user in the Configuration Manager "Facilities | Rental Units | Unit List " menu. This report is intended to provide a list of units in the order the manager will physically check the facility. It includes the order number, unit number, building, paid through date, balance, status, over-lock status, scheduled move out, autopay, deny access, vehicle, license, make model and customer name. A total number of units is also included.

Empower Storage Network														Walk Through	
Empower Storage 41695 Date St. Murrieta, CA 92562														Monday, October 21, 2019	
														(951) 672-6257	
Order	Unit	Building	Size	Paid Through	Balance	Status	Over- Lock Status	Sched Move-Out	Auto Pay	Deny Access	Vehicle	License	Make	Model	Name
0	162		12 X 35		0.00	Available			No	No	No				
0	163		12 X 35		0.00	Available			No	No	No				
0	164		12 X 35		0.00	Available			No	No	No				
0	165		12 X 35		0.00	Available			No	No	No				
0	166		12 X 35		0.00	Available			No	No	No				
0	167		12 X 35		0.00	Available			No	No	No				
0	168		12 X 35		0.00	Available			No	No	No				
0	169		12 X 35		0.00	Available			No	No	No				
0	170		12 X 35		0.00	Available			No	No	No				
0	171		12 X 35		0.00	Available			No	No	No				
0	172		12 X 35		0.00	Available			No	No	No				
0	173		12 X 35		0.00	Available			No	No	No				
0	174		12 X 35		0.00	Available			No	No	No				
0	175		12 X 35		0.00	Available			No	No	No				
0	176		12 X 30		0.00	Reserved	NotOverlocked		No	No	Yes				DAVE GREENBURG
0	177		12 X 30		0.00	Available			No	No	No				
0	178		12 X 30	10/11/2019	186.95	Rented	NotOverlocked	10/11/2019	No	Yes	Yes				ELIZABETH BIANCO
0	179		12 X 30		0.00	Reserved	NotOverlocked		No	No	No				DORIS BURTON
0	180		12 X 30		0.00	Available			No	No	No				
0	181		12 X 30	10/3/2019	155.00	Rented	NotOverlocked		No	Yes	Yes	GHA8811	VW Buss	Buss	EARL JARAMILLO
0	182		12 X 30	9/26/2019	60.00	Rented	NotOverlocked		No	Yes	No				ISRAEL I. ESCOBAR
0	183		12 X 30	10/15/2019	313.90	Rented	NotOverlocked		No	Yes	Yes				Shay M. Burton
0	184		12 X 30		0.00	Available			No	No	No				
0	185		12 X 30	9/1/2019	325.00	Rented	AddOverlock		No	Yes	Yes	EMO715	Ford	F150	JIM D. FORRESTER
0	186		12 X 30		0.00	Available			No	No	No				
0	187		12 X 30	11/9/2019	0.00	Rented	NotOverlocked		No	No	Yes	JMV/88267	GMC	F350	Pinecrest Moving
0	188		12 X 30		0.00	Available			No	No	No				
0	189		12 X 30	11/14/2019	0.00	Rented	NotOverlocked		No	No	No				JOHN FULBRIGHT
0	190		12 X 30	11/14/2019	0.00	Rented	NotOverlocked		No	No	No				JOHN FULBRIGHT
0	200		Cell Tower	8/31/2020	-17,000.00	Rented	NotOverlocked		No	No	No				Go-Mobile
0	WH-1		60 X 200	10/15/2019	1,200.00	Rented	NotOverlocked		No	No	No				National Imports
1	1		5 X 5	11/7/2019	0.00	Rented	NotOverlocked		No	No	No				Susans Deli
1	2		5 X 5	11/16/2019	0.00	Rented	NotOverlocked		No	No	No				JOAN CINTRON
1	10		5 X 5	10/16/2019	55.00	Rented	NotOverlocked		No	Yes	No				CARMEN BURTON
1	14		5 X 5		0.00	Available			No	No	No				
2	3		5 X 5	11/17/2019	0.00	Rented	NotOverlocked		No	No	No				JOAN CINTRON
2	4		5 X 5	11/17/2019	0.00	Rented	NotOverlocked		No	No	No				HATTIE BRODE
2	5		5 X 5		0.00	Reserved	NotOverlocked		No	No	No				FABIAN DOWLING

DASH Reports

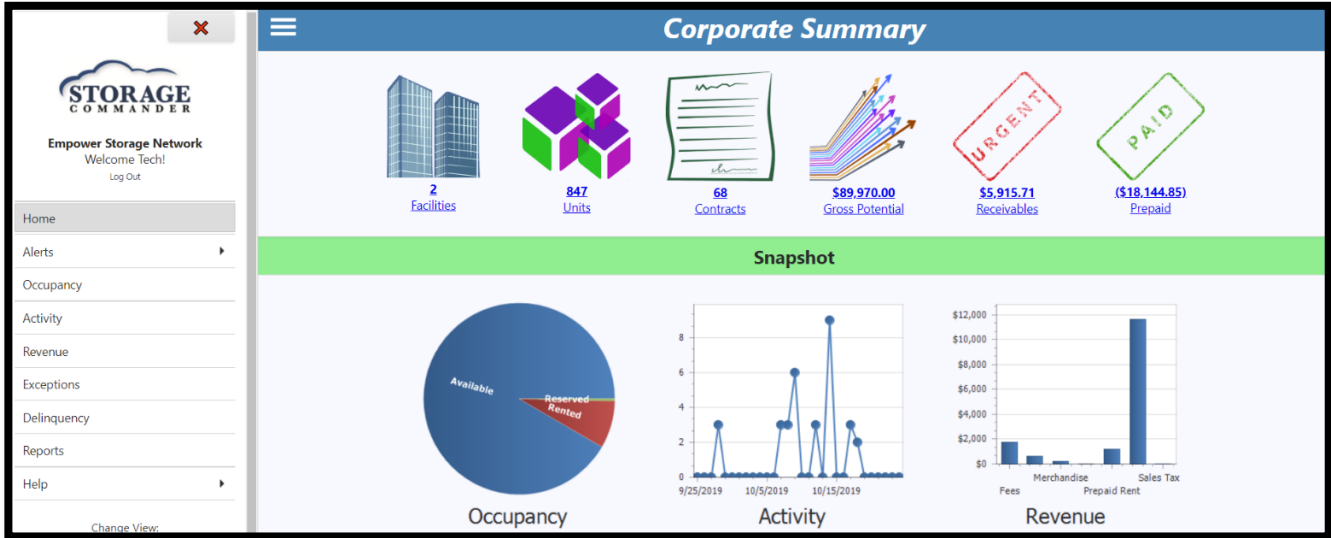
DASH Reports

- About DASH Reports..... 100
- Navigating DASH 100
- Alerts Tab..... 101
- Occupancy Tab 101
- Activity Tab 102
- Revenue Tab 102
- Exceptions Tab 103
- Delinquency Tab..... 103
- Reports Tab..... 104
- Running Reports for a Facility 104

DASH Reports

About DASH Reports

DASH is a completely browser-based and device independent reporting tool. Dash gives business owners more control and vision into their operation than ever before through an interactive mobile dashboard.



Navigating DASH

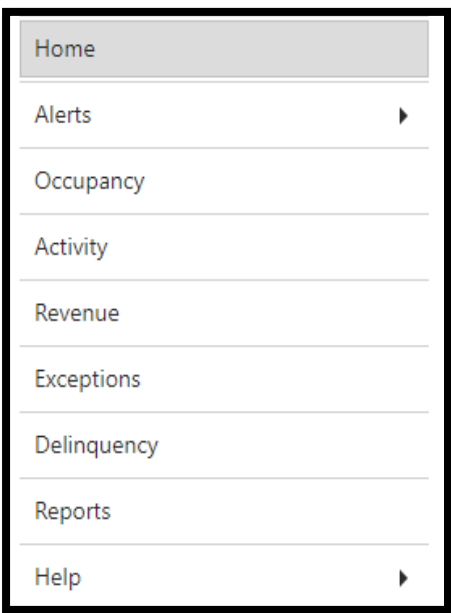
Intuitive and mobile-friendly design allows for seamless navigation while visual charts and graphs allow you to track important trends within your business such as occupancy, revenue, delinquency, and lead conversions.

Home: The Dashboard or the Corporate Summary. This will show a snapshot of the facility occupancy, activity, revenue, exceptions and delinquency. It also will detail any alerts and statistics.

Occupancy: Has detailed charts for unit status, unit condition and unit type. Shows total statistics.

Revenue: Has detailed charts for performance, payments, receipts, charges and prepaid summary. Shows total statistics.

Delinquency: Has detailed charts for delinquency, overlocked, late step and aging summary. Shows total statistics for each category.



Alerts: Is a detailed breakdown of end of day, pending automatic payment, expired credit cards, available units, damage units, dirty units, unavailable units and merchandise quantity.

Activity: Is a snapshot of daily receipts, occupancy transactions, daily occupancy change, exception transactions and contacts converted.

Exceptions: Has a detailed snapshot about exceptions value and adjustments value. Shows statistics for fees.

Reports: Reports can run for a single facility or across multiple. Most reports are pulled directly from Storage Commander, but some are specific to DASH.

Help: Whether a request for tech support is needed or further training from instructional videos, the help tab will take you directly to the Support and Solutions tab on

DASH Reports

Alerts Tab

The Alerts tab has a detailed breakdown of end of day, pending automatic payment, expired credit cards, available units, damage units, dirty units, unavailable units and merchandise quantity. Each one of these sections also has columns for more in-depth information such as: –facility name, number of cards, number of units, daily vacancy loss, etc.

End of Day Alerts				
Facility Name	Number Of Days Billed			
Empower Storage II				

Pending Automatic Payment Alerts				
Facility Name	Number Of Cards	Value Of Cards	New	Failed
No data to display				

Expired Credit Card Alerts		
Facility Name	Number Of Cards	Value Of Cards
No data to display		

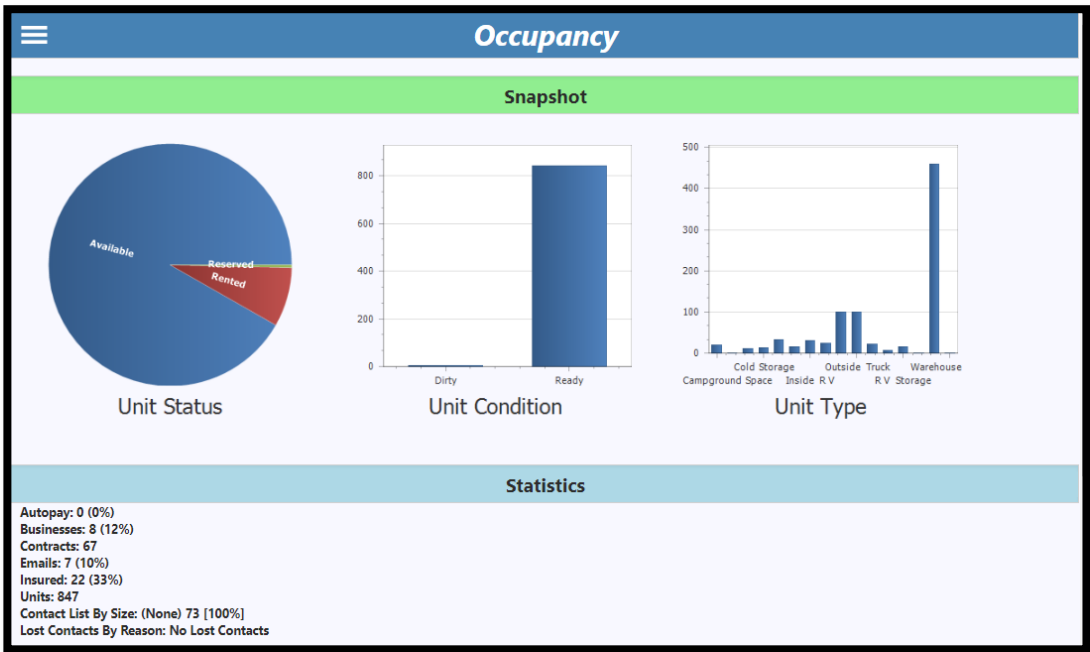
Available Unit Alerts			
Facility Name	Number Of Units	Daily Vacancy Loss	Monthly Vacancy Loss
Empower Storage		84	\$451.89
Empower Storage II		693	\$2,178.08

Damaged Unit Alerts			
Facility Name	Number Of Units	Daily Vacancy Loss	Monthly Vacancy Loss
No data to display			

Dirty Unit Alerts			
Facility Name	Number Of Units	Daily Vacancy Loss	Monthly Vacancy Loss
No data to display			

Occupancy Tab

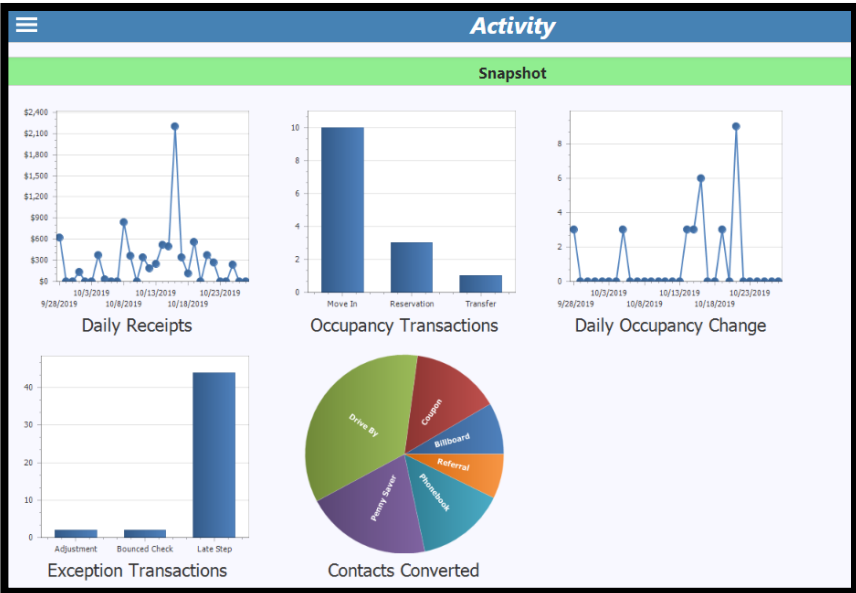
The Occupancy Tab has detailed charts for unit status, unit condition and unit type. Statistics are broken down for autopay, businesses, contracts, emails, insured, units, contact list by size, lost contacts by reason.



DASH Reports

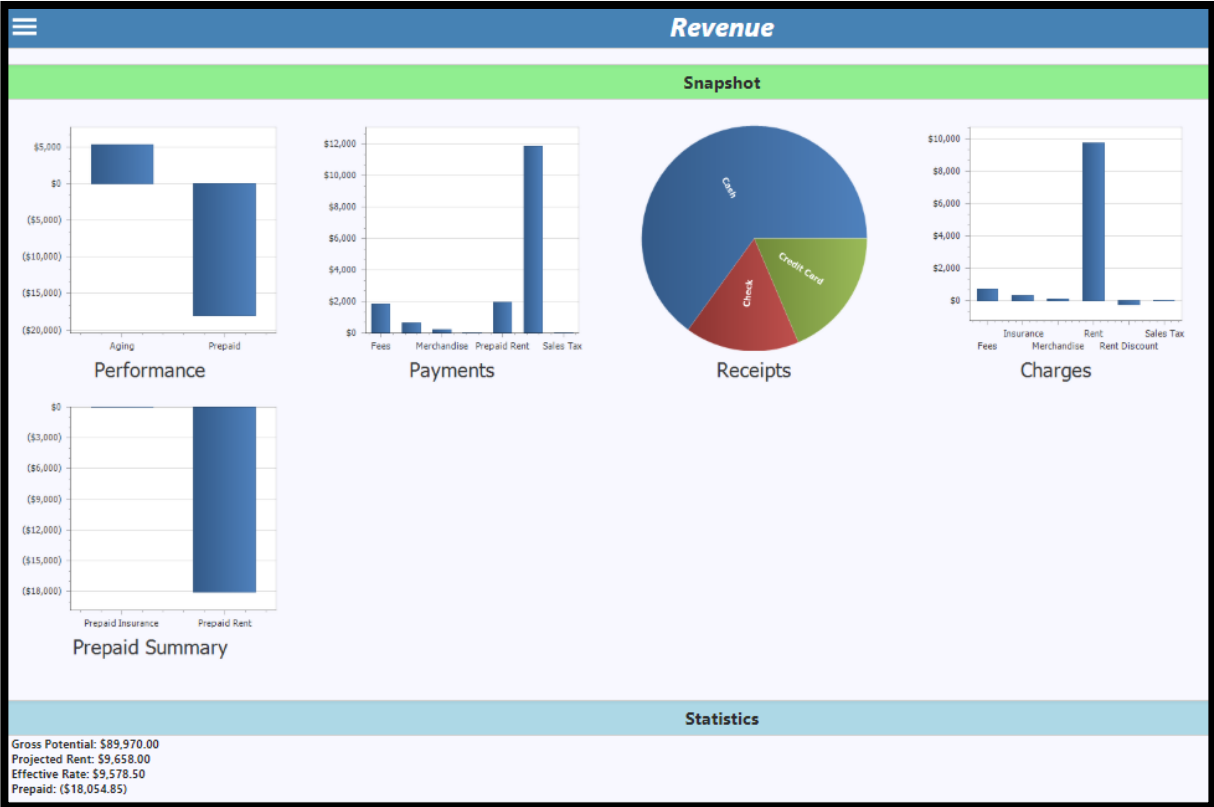
Activity Tab

The Activity tab has detailed charts for a snapshot on daily receipts, occupancy transactions, daily occupancy change, exception transactions and contacts converted.



Revenue Tab

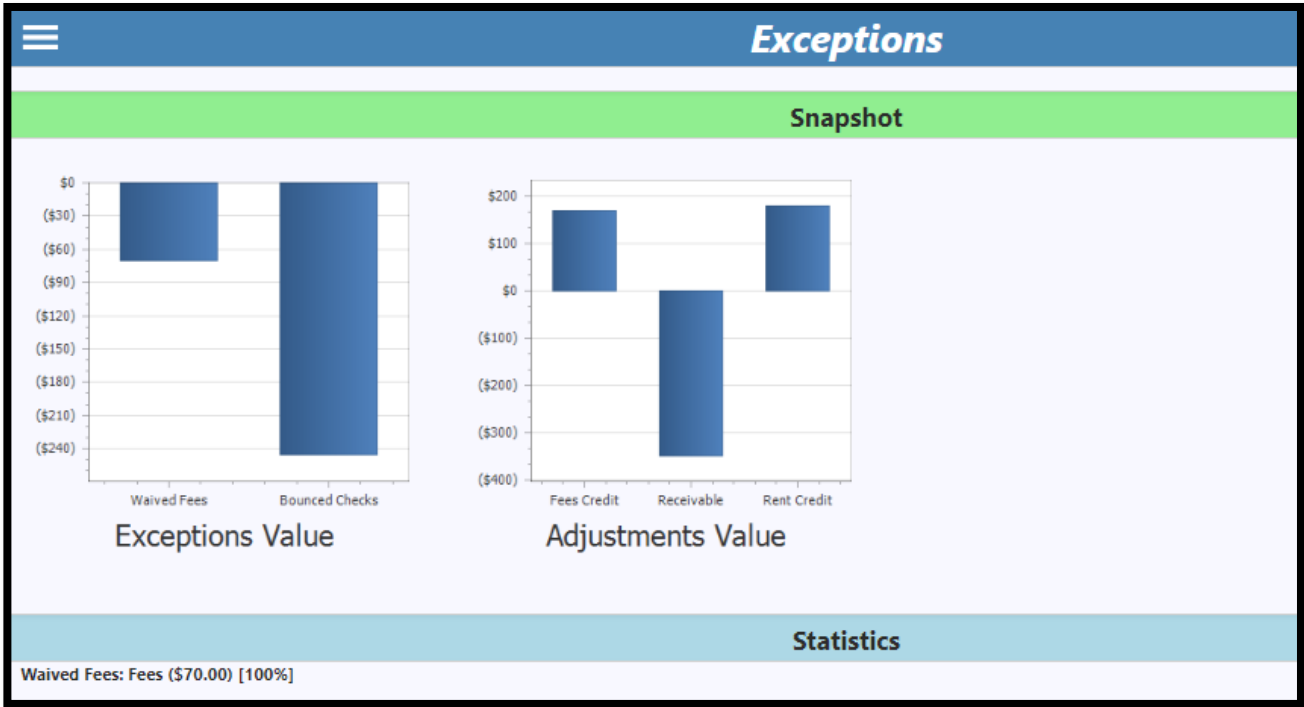
The Revenue tab Has detailed charts for performance, payments, receipts, charges and prepaid summary. Statistics are shown for gross potential, projected rent, effective rate and prepaid rent.



DASH Reports

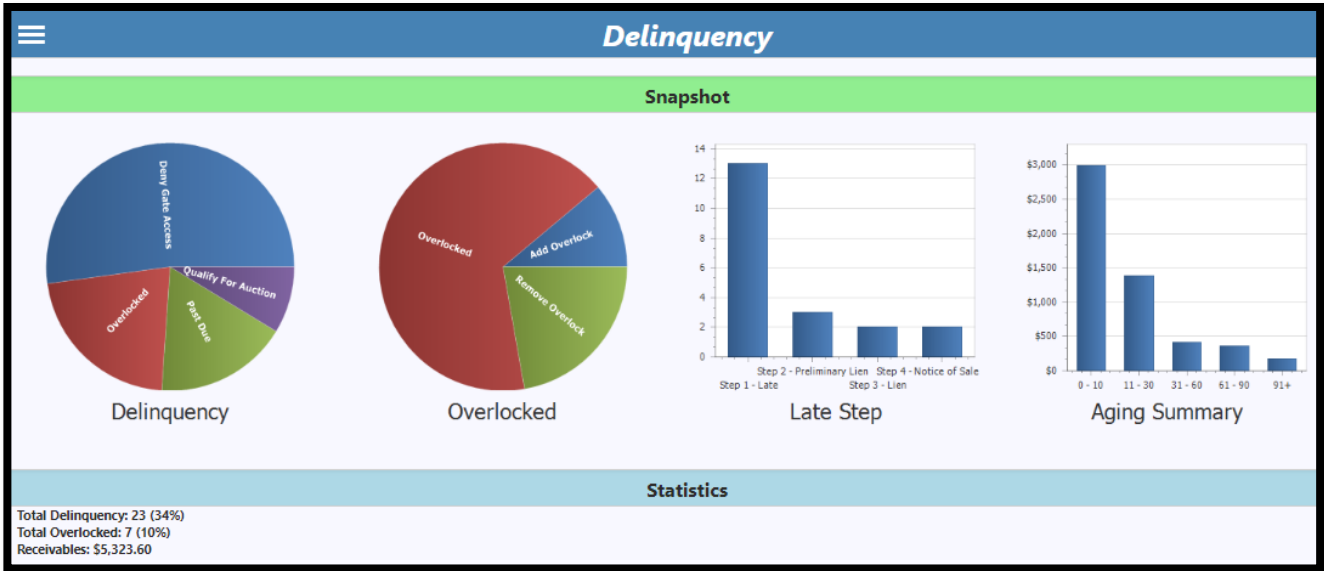
Exceptions Tab

The exceptions tab has a detailed snapshot on exceptions value and adjustments value. It also outlines statistics for fees.



Delinquency Tab

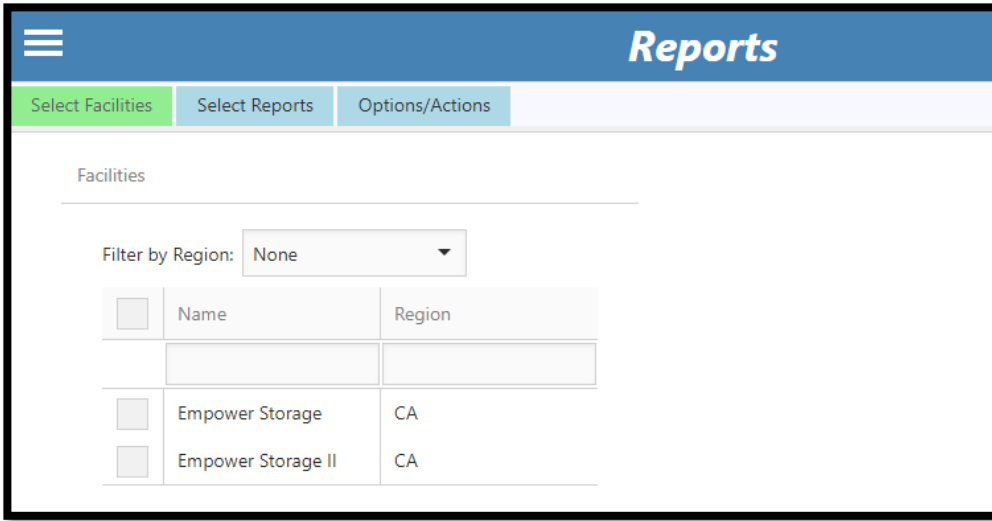
The Delinquency tab has detailed charts for delinquency, overlocked, late step and aging summary. This report also has statistics for total delinquency, total overlocked and receivables.



DASH Reports

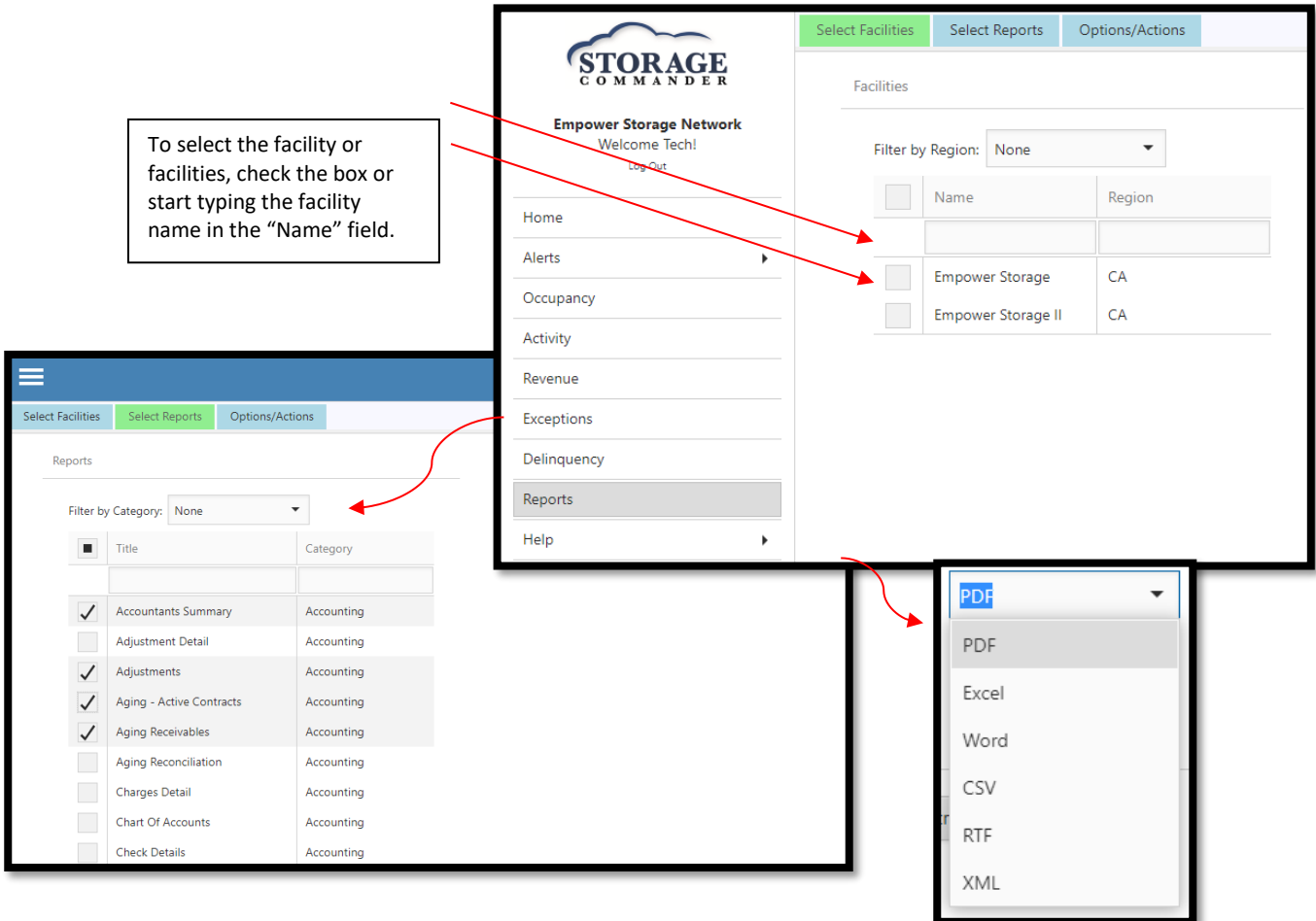
Reports Tab

The Reports tab will allow you to select a facility, select the report and run the report for an export option.



Running Reports for a Facility

Reports are assigned to a facility through **DASH/ Reports**. Select the check box next to the facility or facilities that the report (s) will be for and choose "Select Reports". This window allows the selection one or multiple reports to be ran at the same time. Once selected chose "Options/ Action" which will prompt you to select an export option.



Contacting Storage Commander

General Support Information

We are available to help you with any questions that you might have with using Storage Commander. Our software comes with technical support that is available from 7:00am to 5:00pm Monday through Friday **PST**, and Saturdays from 7:00am to 3:30pm **PST**.

Technical Support for Storage Commander:

Technical Support: 951-301-1187

Fax: 877-600-8412

Digital Fax: 951-813-2548

Email: support@storagecommander.com

Website: www.storagecommander.com/support

Sales for Storage Commander:

Front Office: 951-672-6257

Toll Free: 877-672-6257

Fax: 951-600-8412

Digital Fax: 951-813-2548

Email: sales@storagecommander.com

Website: www.storagecommander.com

For additional information and resources please visit our website at: www.storagecommander.com/support